

January 9, 2017

MEMORANDUM

TO: Idaho House and Senate Members

FROM: State Controller's Office
Administrator, Division of Human Resources
Budget & Policy Analysis Supervisor, Legislative Services
Administrator, Division of Financial Management

Each year we receive requests from various legislators to provide certain categorical and statistical information regarding the number of state employees. Each of the four agencies stated above maintain reports containing these numbers. However, since each office has different needs, the reports are not always alike in format and content. Also, categories of employee counts can vary.

The attached report provides a comprehensive list of the number of state employees as of January 9, 2017. Since the state employee work force is highly mobile, a report provided on any other date will naturally vary from the figures in this report. Through the advancement of technology, the financial, personnel, and payroll data warehouse Idaho Business Intelligence Solution (IBIS) can provide these same reports on an updated daily basis. Budget analysts from Legislative Services and Division of Financial Management as well as employees in the State Controller's Office and Division of Human Resources have access to these IBIS reports.

For definition purposes of this particular report a State Employee is a person, other than a patient, inmate, or student employed in a state institution, working at an agency of the State of Idaho, or a local health district. This definition includes part-time employees, however, it specifically excludes: independent contractors and employees of such independent contractors; teachers and other employees of local independent school districts; persons affiliated with state agencies or educational institutions who are paid entirely from local or non-appropriated funds and; individuals who, by law, are not required to be paid through the Office of State Controller.

Any questions you may have concerning employee numbers, or the data in this report, should be referred to Dan Goicoechea, Chief of Staff, State Controller's Office, 334-3100.

TABLE OF CONTENTS
Exhibit Information as of January 9, 2017

- **Exhibit A Instructions**

- **Exhibit A** - Employee Counts by Agency

- **Exhibit B** - 10 Year State Employee Count

- **Exhibit C** - Elected Officials

- **Exhibit D** - Agency Heads

- **Exhibit E** - Salaries Greater Than or Equal to Governor's Salary

- **Exhibit F** - 10 Year Employee Pay Range

- **Exhibit G** - Summary of Statewide Payroll Costs FY08 – FY16

Active Employee Counts

The four agencies responsible for compiling this information have established the following rules to be used in the calculation of active employee totals:

1. Elected officials are counted once, regardless of any Board, Commission or other memberships.
2. A state employee in multiple positions within ONE state agency will be counted once. Note: If any of the positions are classified, he/she is counted as Classified. Otherwise, he/she is counted as Non-classified.
3. The non-classified temporary/part-time column is the count of employees working less than full-time. It includes Legislative attaches, students, part-time faculty, temporaries, etc.
4. Full-time Board Members such as Tax Commissioners, Industrial Commissioners, and Public Utility Commissioners are counted as regular non-classified employees.
5. Full-time Faculty members are counted as regular non-classified employees.
6. The 'TOTAL – ACTUAL' represents a total of employees per agency. Note: If an employee works at more than one state agency, he/she would be counted in each agency.
7. The 'TOTALS – COUNTED ONCE' represents a total of employees per social security number. Note: This total should always be smaller than the above total by the number of employees that work for multiple state agencies.
8. The State Controller's Office processes payroll for all state of Idaho employees, however, BSU, ISU, and U of I pay their employees separately. Therefore, university employee counts depend upon how an employee is defined by each university.

**State Controller's Office
State of Idaho
Employee Counts by Agency
As of: Jan 9, 2017**

EXHIBIT A
PAGE 1

Agency Description	State Org Code	Non-Classified					Classified			Totals
		Elected	Board	Regular	Part-time	Total	Regular	Part-Time	Total	Active Emp Count
ACCOUNTANCY, STATE BOARD OF	422	0	7	1	0	8	2	1	3	11
ADMINISTRATION, DEPARTMENT OF	200	0	0	11	5	16	116	0	116	132
AGING, COMMISSION ON	187	0	7	1	1	9	12	0	12	21
AGRICULTURE, DEPARTMENT OF	210	0	15	93	31	139	169	7	176	315
ARTS, IDAHO COMMISSION ON THE	196	0	0	10	0	10	0	0	0	10
ATTORNEY GENERAL, OFFICE OF THE	160	1	0	189	9	199	0	0	0	199
BLIND AND VISUALLY IMPAIRED, COMMISSION FOR THE	189	0	4	1	0	5	36	3	39	44
BOISE STATE UNIVERSITY	512	0	0	1,705	235	1,940	515	41	556	2,496
BRAND INSPECTOR, STATE	331	0	5	4	18	27	29	4	33	60
BUILDING SAFETY, DIVISION OF	450	0	56	6	6	68	120	1	121	189
CAREER-TECHNICAL EDUCATION, DIVISION OF	503	0	0	28	1	29	12	0	12	41
CODE COMMISSION	133	0	3	0	0	3	0	0	0	3
COMMERCE, DEPARTMENT OF	220	0	13	4	0	17	35	0	35	52
CONSERVATION, OFFICE OF SPECIES	195	0	0	12	1	13	0	0	0	13
CONSERVATION, SOIL AND WATER COMMISSION	215	0	5	1	0	6	14	2	16	22
CONTROLLER, OFFICE OF THE STATE	140	1	0	88	5	94	0	0	0	94
CORRECTION, DEPARTMENT OF	230	0	8	21	14	43	1,923	9	1,932	1,975
CORRECTIONAL INDUSTRIES	231	0	0	28	4	32	0	0	0	32
DENTISTRY, BOARD OF	423	0	8	2	1	11	1	1	2	13
DRUG POLICY, OFFICE OF	198	0	0	5	1	6	0	0	0	6
EASTERN IDAHO TECHNICAL COLLEGE	504	0	0	68	396	464	36	0	36	500
EDUCATION, STATE BOARD OF	501	0	15	23	0	38	3	0	3	41
EDUCATION, STATE DEPARTMENT OF	170	1	0	133	0	134	0	0	0	134
ENDOWMENT FUND INVESTMENT BOARD	322	0	5	2	0	7	1	1	2	9
ENERGY AND MINERAL RESOURCES, OFFICE OF	199	0	0	8	0	8	0	0	0	8

**State Controller's Office
State of Idaho
Employee Counts by Agency
As of: Jan 9, 2017**

EXHIBIT A
PAGE 2

Agency Description	State Org Code	Non-Classified					Classified			Totals
		Elected	Board	Regular	Part-time	Total	Regular	Part-Time	Total	Active Emp Count
ENGINEERS AND LAND SURVEYORS, PROFESSIONAL BOARD OF	424	0	10	2	0	12	2	0	2	14
ENVIRONMENTAL QUALITY, DEPARTMENT OF	245	0	7	12	10	29	318	15	333	362
FINANCE, DEPARTMENT OF	250	0	0	1	3	4	61	0	61	65
FINANCIAL MANAGEMENT, DIVISION OF	180	0	0	14	0	14	0	0	0	14
FISH AND GAME, DEPARTMENT OF	260	0	10	6	212	228	521	0	521	749
GOVERNOR, OFFICE OF THE	181	1	0	17	1	19	0	0	0	19
HEALTH AND WELFARE, DEPARTMENT OF	270	0	15	24	165	204	2,645	55	2,700	2,904
HEALTH DISTRICT 1 (PANHANDLE)	951	0	6	5	9	20	85	30	115	135
HEALTH DISTRICT 2 (NORTH CENTRAL)	952	0	7	4	4	15	42	5	47	62
HEALTH DISTRICT 3 (SOUTHWEST)	953	0	8	4	8	20	91	4	95	115
HEALTH DISTRICT 4 (CENTRAL)	954	0	7	5	23	35	99	9	108	143
HEALTH DISTRICT 5 (SOUTH CENTRAL)	955	0	9	3	8	20	67	4	71	91
HEALTH DISTRICT 6 (SOUTHEASTERN)	956	0	7	3	9	19	61	12	73	92
HEALTH DISTRICT 7 (EASTERN)	957	0	7	4	15	26	67	31	98	124
HISPANIC AFFAIRS, IDAHO COMMISSION ON	441	0	0	2	0	2	0	1	1	3
HISTORICAL SOCIETY, IDAHO STATE	522	0	7	2	19	28	43	0	43	71
HOUSE OF REPRESENTATIVES	101	70	0	1	28	99	0	0	0	99
HUMAN RESOURCES, DIVISION OF	194	0	5	2	0	7	7	0	7	14
IDAHO STATE UNIVERSITY	513	0	0	1,218	90	1,308	629	55	684	1,992
INDEPENDENT LIVING COUNCIL	905	0	0	1	0	1	3	0	3	4
INDUSTRIAL COMMISSION	300	0	0	58	0	58	70	2	72	130
INSURANCE FUND, STATE	186	0	12	222	3	237	0	0	0	237
INSURANCE, DEPARTMENT OF	280	0	0	12	1	13	56	0	56	69
JUDICIAL BRANCH	110	145	5	181	70	401	0	0	0	401
JUVENILE CORRECTIONS, DEPARTMENT OF	285	0	0	6	4	10	393	0	393	403
LABOR, DEPARTMENT OF	240	0	9	19	24	52	478	27	505	557

**State Controller's Office
State of Idaho
Employee Counts by Agency
As of: Jan 9, 2017**

EXHIBIT A
PAGE 3

Agency Description	State Org Code	Non-Classified					Classified			Totals
		Elected	Board	Regular	Part-time	Total	Regular	Part-Time	Total	Active Emp Count
LANDS, DEPARTMENT OF	320	0	12	10	36	58	251	22	273	331
LAVA HOT SPRINGS FOUNDATION	341	0	5	2	43	50	12	1	13	63
LEGISLATIVE SERVICES OFFICE	102	0	0	64	5	69	0	0	0	69
LEWIS-CLARK STATE COLLEGE	511	0	0	307	628	935	115	14	129	1,064
LIBRARIES, IDAHO COMMISSION FOR	521	0	5	2	0	7	32	1	33	40
LIEUTENANT GOVERNOR, OFFICE OF THE	120	1	0	1	2	4	0	0	0	4
LIQUOR DIVISION, IDAHO STATE	185	0	0	5	150	155	160	57	217	372
LOTTERY COMMISSION, IDAHO STATE	440	0	5	35	5	45	8	0	8	53
MEDICINE, BOARD OF	425	0	36	6	0	42	8	1	9	51
MILITARY DIVISION	190	0	0	307	30	337	0	0	0	337
NURSING, BOARD OF	426	0	9	4	0	13	8	0	8	21
OCCUPATIONAL LICENSES, BUREAU OF	427	0	125	3	1	129	34	0	34	163
OUTFITTERS AND GUIDES LICENSING BOARD	434	0	4	1	7	12	3	0	3	15
PARDONS AND PAROLE, COMMISSION OF	232	0	5	2	0	7	30	0	30	37
PARKS AND RECREATION, DEPARTMENT OF	340	0	12	4	46	62	136	15	151	213
PERFORMANCE EVALUATIONS, OFFICE OF	104	0	0	6	3	9	0	0	0	9
PERSI (PUBLIC EMPLOYEES RETIREMENT SYSTEM OF IDAHO	183	0	5	4	0	9	55	0	55	64
PHARMACY, BOARD OF	421	0	5	3	0	8	12	0	12	20
POLICE, IDAHO STATE	330	0	0	3	22	25	485	3	488	513
PUBLIC TELEVISION	520	0	0	9	37	46	50	10	60	106
PUBLIC UTILITIES COMMISSION	900	0	0	11	2	13	37	0	37	50
RACING, STATE COMMISSION	332	0	3	0	1	4	1	0	1	5
REAL ESTATE COMMISSION, IDAHO	429	0	4	2	0	6	9	0	9	15
SECRETARY OF STATE, IDAHO OFFICE OF THE	130	1	0	25	1	27	0	0	0	27
SENATE, IDAHO	100	35	0	2	4	41	0	0	0	41
STATE APPELLATE PUBLIC DEFENDER'S OFFICE	443	0	0	22	1	23	0	0	0	23

**State Controller's Office
State of Idaho
Employee Counts by Agency
As of: Jan 9, 2017**

EXHIBIT A
PAGE 4

Agency Description	State Org Code	Non-Classified					Classified			Totals
		Elected	Board	Regular	Part-time	Total	Regular	Part-Time	Total	Active Emp Count
STATE PUBLIC DEFENSE COMMISSION	437	0	0	3	0	3	1	0	1	4
STEM ACTION CENTER	179	0	0	3	0	3	0	0	0	3
TAX APPEALS, BOARD OF	351	0	3	2	0	5	3	0	3	8
TAX COMMISSION, IDAHO STATE	352	0	0	11	34	45	417	6	423	468
TRANSPORTATION, DEPARTMENT OF	290	0	17	18	22	57	1,484	3	1,487	1,544
TREASURER, STATE OFFICE OF THE	150	1	6	24	2	33	0	0	0	33
UNIVERSITY OF IDAHO	514	0	0	2,638	975	3,613	0	0	0	3,613
VETERANS SERVICES	444	0	4	7	36	47	304	8	312	359
VETERINARY MEDICINE, BOARD OF	435	0	10	1	0	11	1	0	1	12
VOCATIONAL REHABILITATION, IDAHO DIVISION OF	523	0	0	91	1	92	45	8	53	145
WATER RESOURCES, DEPARTMENT OF	360	0	9	3	4	16	146	1	147	163
TOTAL EMPLOYEES		257	566	7,913	3,532	12,268	12,609	470	13,079	25,347
TOTAL MULTI-AGENCY EMPLOYEES		0	22	21	36	79	3	0	3	82
TOTAL EMPLOYEES COUNTED ONCE		257	544	7,892	3,496	12,189	12,606	470	13,076	25,265

**State Controller's Office
State of Idaho
10 Year State Employee Count
Historical Report - Information as of Beginning of Calendar Year**

EXHIBIT B
PAGE 1

Does not include Casual Labor Employees

Agency Description	Agency Code	2008	2009	2010	2011	2012	2013	2014	2015	2016	2017
ACCOUNTANCY, STATE BOARD OF	422	11	11	11	11	10	11	11	11	10	11
ADMINISTRATION, DEPARTMENT OF	200	142	148	151	146	144	142	144	142	135	132
AGING, COMMISSION ON	187	24	23	20	20	19	21	21	22	22	21
AGRICULTURE, DEPARTMENT OF	210	406	368	348	313	316	311	316	313	333	316
ARTS, IDAHO COMMISSION ON THE	196	10	11	10	10	10	10	9	9	10	10
ATTORNEY GENERAL, OFFICE OF THE	160	199	207	194	185	184	183	189	192	199	201
BLIND AND VISUALLY IMPAIRED, COMMISSION FOR THE	189	52	49	47	46	44	47	45	44	43	44
BOISE STATE UNIVERSITY	512	2,147	2,218	2,026	2,057	2,189	2,296	2,429	2,407	2,469	2,495
BRAND INSPECTOR, STATE	331	63	61	60	62	59	58	58	59	60	60
BUILDING SAFETY, DIVISION OF	450	195	193	176	167	153	156	158	162	171	190
CAREER-TECHNICAL EDUCATION, DIVISION OF	503	40	41	36	35	31	34	30	32	35	41
CODE COMMISSION	133	3	3	3	3	3	3	3	3	3	3
COMMERCE, DEPARTMENT OF	220	69	68	61	63	59	52	51	54	54	51
COMMISSION ON HUMAN RIGHTS (MERGED W/A24	188	21	21	20	0	0	0	0	0	0	0
CONSERVATION, OFFICE OF SPECIES	195	5	8	8	13	13	13	14	13	13	13
CONSERVATION, SOIL AND WATER COMMISSION	215	0	0	0	22	20	22	23	20	22	22
CONTROLLER, OFFICE OF THE STATE	140	92	93	95	88	82	87	88	89	90	94
CORRECTION, DEPARTMENT OF	230	1,619	1,625	1,572	1,559	1,542	1,579	1,574	1,880	1,965	1,971
CORRECTIONAL INDUSTRIES	231	32	33	29	36	34	35	31	36	35	32
DENTISTRY, BOARD OF	423	14	14	14	15	15	13	13	14	15	12
DRUG POLICY, OFFICE OF	198	3	3	3	4	2	3	5	6	7	6
EASTERN IDAHO TECHNICAL COLLEGE	504	401	290	305	444	457	461	508	525	537	497
EDUCATION, STATE BOARD OF	501	37	38	33	36	37	35	33	39	40	41
EDUCATION, STATE DEPARTMENT OF	170	119	114	126	128	125	131	136	130	133	134

**State Controller's Office
State of Idaho
10 Year State Employee Count
Historical Report - Information as of Beginning of Calendar Year**

EXHIBIT B
PAGE 2

Does not include Casual Labor Employees

Agency Description	Agency Code	2008	2009	2010	2011	2012	2013	2014	2015	2016	2017
ENDOWMENT FUND INVESTMENT BOARD	322	11	11	11	11	11	12	10	10	9	9
ENERGY AND MINERAL RESOURCES, OFFICE OF	199	0	18	20	18	11	10	8	8	8	8
ENGINEERS AND LAND SURVEYORS, PROFESSIONAL BOARD OF	424	13	14	14	15	10	11	11	12	14	14
ENVIRONMENTAL QUALITY, DEPARTMENT OF	245	397	404	374	355	361	363	354	353	357	365
FINANCE, DEPARTMENT OF	250	53	51	52	54	60	62	63	61	65	66
FINANCIAL MANAGEMENT, DIVISION OF	180	19	19	17	14	14	12	14	15	15	14
FISH AND GAME, DEPARTMENT OF	260	825	806	772	750	753	749	771	769	755	755
GOVERNOR, OFFICE OF THE	181	28	29	21	23	22	20	22	22	22	22
HEALTH AND WELFARE, DEPARTMENT OF	270	3,534	3,322	3,173	2,904	2,833	2,876	2,896	2,878	2,909	2,917
HEALTH DISTRICT 1 (PANHANDLE)	951	158	140	204	139	133	139	135	128	132	138
HEALTH DISTRICT 2 (NORTH CENTRAL)	952	73	69	90	65	61	59	59	60	63	62
HEALTH DISTRICT 3 (SOUTHWEST)	953	126	125	138	111	112	104	100	104	113	115
HEALTH DISTRICT 4 (CENTRAL)	954	205	209	180	176	165	174	164	159	159	144
HEALTH DISTRICT 5 (SOUTH CENTRAL)	955	112	103	145	99	101	101	94	88	95	91
HEALTH DISTRICT 6 (SOUTHEASTERN)	956	124	113	111	109	104	106	103	93	98	92
HEALTH DISTRICT 7 (EASTERN)	957	139	131	126	128	118	125	122	124	125	124
HISPANIC AFFAIRS, IDAHO COMMISSION ON	441	4	4	3	3	3	3	3	3	3	3
HISTORICAL SOCIETY, IDAHO STATE	522	75	77	70	68	67	68	67	65	63	71
HOUSE OF REPRESENTATIVES	101	106	100	115	86	92	92	92	79	77	80
HUMAN RESOURCES, DIVISION OF	194	20	18	16	16	16	14	14	15	14	14
ID BUR DEAF & BLIND (NON-STATE) 33-3403	502	168	161	140	0	0	0	0	0	0	0
IDAHO STATE UNIVERSITY	513	1,844	1,857	1,766	1,754	1,773	1,800	1,852	1,922	1,991	1,992
IDAHO WOMEN'S COMMISSION	192	1	1	0	0	0	0	0	0	0	0
INDEPENDENT LIVING COUNCIL	905	6	16	24	15	4	4	4	3	3	4

**State Controller's Office
State of Idaho
10 Year State Employee Count
Historical Report - Information as of Beginning of Calendar Year**

EXHIBIT B
PAGE 3

Does not include Casual Labor Employees

Agency Description	Agency Code	2008	2009	2010	2011	2012	2013	2014	2015	2016	2017
INDUSTRIAL COMMISSION	300	134	141	137	134	132	133	135	135	129	130
INSURANCE FUND, STATE	186	248	248	243	229	218	216	219	215	228	235
INSURANCE, DEPARTMENT OF	280	77	71	70	70	69	74	67	71	75	70
JUDICIAL BRANCH	110	323	339	315	324	331	338	536	380	388	401
JUVENILE CORRECTIONS, DEPARTMENT OF	285	358	399	382	387	393	387	394	409	400	404
LABOR, DEPARTMENT OF	240	651	665	729	765	691	727	669	643	585	562
LANDS, DEPARTMENT OF	320	393	339	307	300	318	320	315	363	347	328
LAVA HOT SPRINGS FOUNDATION	341	44	44	48	46	44	48	56	60	56	60
LEGISLATIVE SERVICES OFFICE	102	75	79	74	72	80	75	73	66	68	69
LEWIS-CLARK STATE COLLEGE	511	1,178	1,125	1,071	1,092	1,131	1,136	1,036	968	1,023	1,078
LIBRARIES, IDAHO COMMISSION FOR	521	45	44	45	44	43	41	42	41	41	41
LIEUTENANT GOVERNOR, OFFICE OF THE	120	4	2	4	3	3	4	5	4	4	4
LIQUOR DIVISION, IDAHO STATE	185	361	388	350	367	372	379	364	372	391	377
LOTTERY COMMISSION, IDAHO STATE	440	57	56	54	55	51	54	55	52	51	53
MEDICINE, BOARD OF	425	49	45	42	46	49	45	47	41	43	51
MILITARY DIVISION	190	241	248	243	262	253	267	301	312	315	337
NURSING, BOARD OF	426	21	18	17	18	18	17	19	19	20	21
OCCUPATIONAL LICENSES, BUREAU OF	427	124	138	142	148	152	157	155	154	162	163
OUTFITTERS AND GUIDES LICENSING BOARD	434	25	25	26	17	17	17	16	16	17	15
PARDONS AND PAROLE, COMMISSION OF	232	0	0	0	36	35	37	35	37	37	37
PARKS AND RECREATION, DEPARTMENT OF	340	253	251	229	224	222	225	210	217	213	212
PERFORMANCE EVALUATIONS, OFFICE OF	104	0	0	0	0	0	0	0	9	9	9
PERSI (PUBLIC EMPLOYEES RETIREMENT SYSTEM OF IDAHO)	183	66	68	68	66	64	65	64	62	61	64
PHARMACY, BOARD OF	421	17	17	17	16	16	16	17	19	19	20
POLICE, IDAHO STATE	330	517	537	504	491	502	513	521	551	511	516

**State Controller's Office
State of Idaho
10 Year State Employee Count
Historical Report - Information as of Beginning of Calendar Year**

EXHIBIT B
PAGE 4

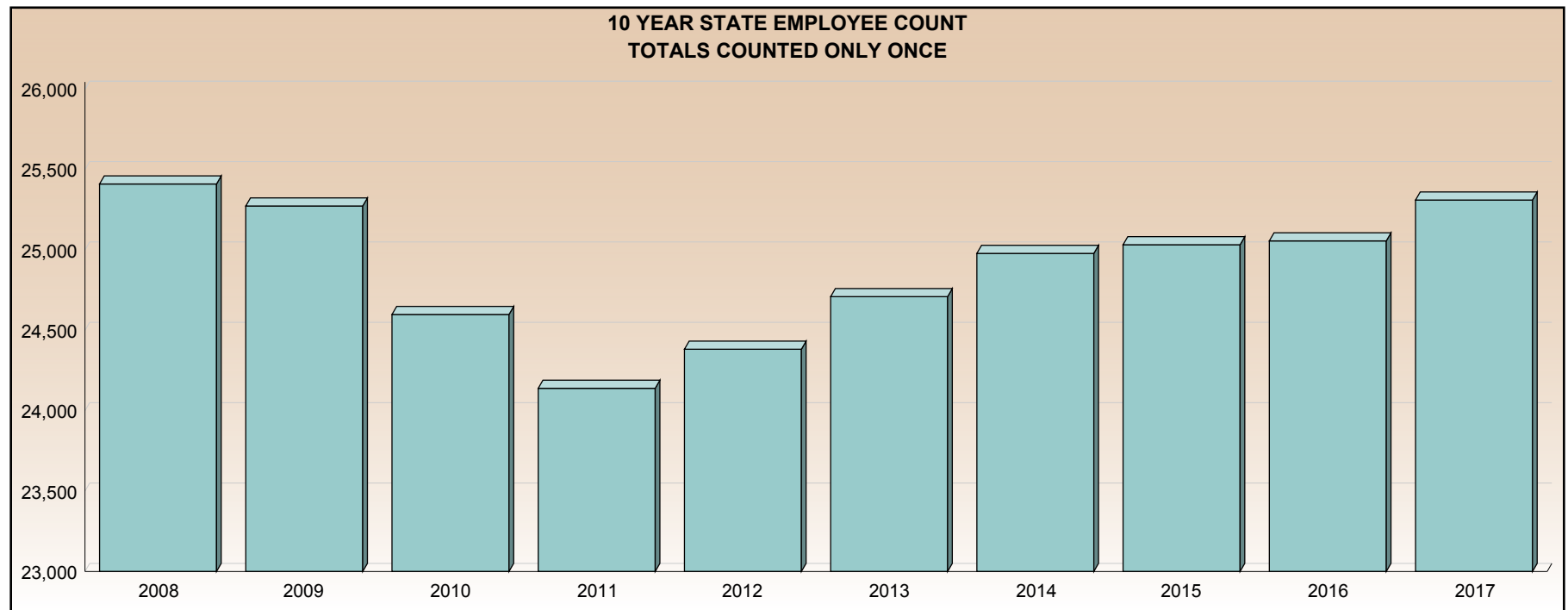
Does not include Casual Labor Employees

Agency Description	Agency Code	2008	2009	2010	2011	2012	2013	2014	2015	2016	2017
PUBLIC TELEVISION	520	112	120	112	101	103	107	97	103	105	105
PUBLIC UTILITIES COMMISSION	900	48	48	47	48	48	48	47	47	52	51
RACING, STATE COMMISSION	332	15	14	13	13	15	15	16	12	17	5
REAL ESTATE COMMISSION, IDAHO	429	21	23	19	19	17	16	17	16	16	16
SECRETARY OF STATE, IDAHO OFFICE OF THE	130	29	30	27	26	25	25	25	26	25	27
SENATE, IDAHO	100	41	43	51	41	41	41	39	39	40	42
STATE APPELLATE PUBLIC DEFENDER'S OFFICE	443	23	22	22	24	24	22	23	23	24	23
STATE BOARD OF GEOLOGISTS - SEE 427	430	4	0	0	0	0	0	0	0	0	0
STATE PUBLIC DEFENSE COMMISSION	437	0	0	0	0	0	0	0	2	1	4
STEM ACTION CENTER	179	0	0	0	0	0	0	0	0	2	3
TAX APPEALS, BOARD OF	351	8	9	8	8	8	8	7	8	8	8
TAX COMMISSION, IDAHO STATE	352	487	405	461	442	468	463	461	453	459	466
TRANSPORTATION, DEPARTMENT OF	290	1,901	1,953	1,938	1,878	1,819	1,776	1,733	1,653	1,568	1,551
TREASURER, STATE OFFICE OF THE	150	18	18	19	31	32	29	28	29	30	33
UNIVERSITY OF IDAHO	514	3,119	3,240	3,366	3,383	3,667	3,711	3,706	3,663	3,452	3,626
VETERANS SERVICES	444	353	368	353	347	342	347	375	363	357	361
VETERINARY MEDICINE, BOARD OF	435	10	13	12	12	14	16	15	13	16	12
VOCATIONAL REHABILITATION, IDAHO DIVISION OF	523	147	147	147	145	142	141	148	145	149	148
WATER RESOURCES, DEPARTMENT OF	360	215	200	165	158	156	156	151	148	151	163

**State Controller's Office
State of Idaho
10 Year State Employee Count
Historical Report - Information as of Beginning of Calendar Year**

EXHIBIT B
PAGE 5

		2007	2008	2009	2010	2011	2012	2013	2014	2015	2016
TOTAL EMPLOYEES IN ALL AGENCIES		25,065	25,557	25,378	24,807	24,264	24,497	24,819	25,086	25,132	25,156
TOTAL EMPLOYEES COUNTED ONCE		24,917	25,411	25,274	24,599	24,140	24,383	24,710	24,979	25,033	25,057



**State Controller's Office
State of Idaho
Elected Officials
As of: Jan 9, 2017**

EXHIBIT C
PAGE 1

Report shows Appt. Type Combinations equal to NEE, NEJ, NEL, NGE, NGJ, NGL

Agency Code	Agency	Employee Name	Title	Annual Salary
181	GOVERNOR, OFFICE OF THE	OTTER, C L.	GOVERNOR	124,436.00
120	LIEUTENANT GOVERNOR, OFFICE OF THE	LITTLE, BRAD J.	LIEUTENANT GOVERNOR	43,552.60
130	SECRETARY OF STATE, IDAHO OFFICE OF THE	DENNEY, LAWERENCE E.	SECRETARY OF STATE	105,770.60
140	CONTROLLER, OFFICE OF THE STATE	WOOLF, BRANDON D.	STATE CONTROLLER	105,770.60
160	ATTORNEY GENERAL, OFFICE OF THE	WASDEN, LAWRENCE G.	ATTORNEY GENERAL	124,000.00
150	TREASURER, STATE OFFICE OF THE	CRANE, RON G.	STATE TREASURER	105,770.60
170	EDUCATION, STATE DEPARTMENT OF	YBARRA, SHERRI A.	STATE SUPT OF PUB. I	105,770.60
100	SENATE, IDAHO	AGENBROAD, JEFFREY C.	SENATORS	17,017.00
100	SENATE, IDAHO	ANTHON, KELLY A.	SENATORS	17,017.00
100	SENATE, IDAHO	BAIR, RONALD S.	SENATORS	17,017.00
100	SENATE, IDAHO	BAYER, CLIFFORD R.	SENATORS	17,017.00
100	SENATE, IDAHO	BRACKETT III, NOY E.	SENATORS	17,017.00
100	SENATE, IDAHO	BUCKNER-WEBB, CHERIE .	SENATORS	17,017.00
100	SENATE, IDAHO	BURGOYNE, GRANT T.	SENATORS	17,017.00
100	SENATE, IDAHO	CRABTREE, CARL G.	SENATORS	17,017.00
100	SENATE, IDAHO	DAVIS, BART .	SENATORS	17,017.00
100	SENATE, IDAHO	DEN HARTOG, LORI M.	SENATORS	17,017.00
100	SENATE, IDAHO	FOREMAN, DANIEL D.	SENATORS	17,017.00
100	SENATE, IDAHO	GUTHRIE JR, JAMES K.	SENATORS	17,017.00
100	SENATE, IDAHO	HAGEDORN, MARVIN F.	SENATORS	17,017.00
100	SENATE, IDAHO	HARRIS, MARK R.	SENATORS	17,017.00

Executive Branch - Annual rate of pay in effect as of the pay period begin date for the 2nd payroll in January of each calendar year

Legislative Branch - Annual rate of pay in effect as of the pay period begin date for the 2nd payroll in December of each calendar year

Judicial Branch - Annual rate of pay in effect as of July 1st of each calendar year

**State Controller's Office
State of Idaho
Elected Officials
As of: Jan 9, 2017**

EXHIBIT C
PAGE 2

Report shows Appt. Type Combinations equal to NEE, NEJ, NEL, NGE, NGJ, NGL

Agency Code	Agency	Employee Name	Title	Annual Salary
100	SENATE, IDAHO	HEIDER, DARRELL L.	SENATORS	17,017.00
100	SENATE, IDAHO	HILL, HAROLD B.	SENATE PRO TEM	21,017.00
100	SENATE, IDAHO	JOHNSON, DANIEL G.	SENATORS	17,017.00
100	SENATE, IDAHO	JORDAN, MARYANNE .	SENATORS	17,017.00
100	SENATE, IDAHO	KEOUGH, SHAWN R.	SENATORS	17,017.00
100	SENATE, IDAHO	LAKEY, TODD M.	SENATORS	17,017.00
100	SENATE, IDAHO	LEE, ABBY .	SENATORS	17,017.00
100	SENATE, IDAHO	LITTLE, BRAD J.	PRESIDENT OF THE SEN	0.00
100	SENATE, IDAHO	LODGE, PATRICIA A.	SENATORS	17,017.00
100	SENATE, IDAHO	MARTIN, FRED S.	SENATORS	17,017.00
100	SENATE, IDAHO	MORTIMER, DEAN M.	SENATORS	17,017.00
100	SENATE, IDAHO	NONINI, ROBERT P.	SENATORS	17,017.00
100	SENATE, IDAHO	NYE, WALTER M.	SENATORS	17,017.00
100	SENATE, IDAHO	PATRICK, JIM L.	SENATORS	17,017.00
100	SENATE, IDAHO	RICE, JAMES E.	SENATORS	17,017.00
100	SENATE, IDAHO	SIDDOWAY, JEFFERY C.	SENATORS	17,017.00
100	SENATE, IDAHO	SOUZA, MARY W.	SENATORS	17,017.00
100	SENATE, IDAHO	STENNETT, MICHELLE R.	SENATORS	17,017.00
100	SENATE, IDAHO	THAYN, STEVEN P.	SENATORS	17,017.00
100	SENATE, IDAHO	VICK, STEVEN J.	SENATORS	17,017.00
100	SENATE, IDAHO	WARD-ENGELKING, JANE M.	SENATORS	17,017.00

Executive Branch - Annual rate of pay in effect as of the pay period begin date for the 2nd payroll in January of each calendar year

Legislative Branch - Annual rate of pay in effect as of the pay period begin date for the 2nd payroll in December of each calendar year

Judicial Branch - Annual rate of pay in effect as of July 1st of each calendar year

**State Controller's Office
State of Idaho
Elected Officials
As of: Jan 9, 2017**

EXHIBIT C
PAGE 3

Report shows Appt. Type Combinations equal to NEE, NEJ, NEL, NGE, NGJ, NGL

Agency Code	Agency	Employee Name	Title	Annual Salary
100	SENATE, IDAHO	WINDER, CHARLES L.	SENATORS	17,017.00
101	HOUSE OF REPRESENTATIVES	AMADOR, PAUL V.	REPRESENTATIVES	17,017.00
101	HOUSE OF REPRESENTATIVES	ANDERSON, NEIL A.	REPRESENTATIVES	17,017.00
101	HOUSE OF REPRESENTATIVES	ANDERST, ROBERT E.	REPRESENTATIVES	17,017.00
101	HOUSE OF REPRESENTATIVES	ARMSTRONG, RANDALL R.	REPRESENTATIVES	17,017.00
101	HOUSE OF REPRESENTATIVES	BARBIERI, VITO .	REPRESENTATIVES	17,017.00
101	HOUSE OF REPRESENTATIVES	BEDKE, SCOTT C.	SPEAKER OF THE HOUSE	21,017.00
101	HOUSE OF REPRESENTATIVES	BELL, MAXINE T.	REPRESENTATIVES	17,017.00
101	HOUSE OF REPRESENTATIVES	BLANKSMA, MEGAN C.	REPRESENTATIVES	17,017.00
101	HOUSE OF REPRESENTATIVES	BURTENSHAW, VAN T.	REPRESENTATIVES	17,017.00
101	HOUSE OF REPRESENTATIVES	CHANEY, GREGORY D.	REPRESENTATIVES	17,017.00
101	HOUSE OF REPRESENTATIVES	CHEATHAM, DONALD L.	REPRESENTATIVES	17,017.00
101	HOUSE OF REPRESENTATIVES	CHEW, SUSAN B.	REPRESENTATIVES	17,017.00
101	HOUSE OF REPRESENTATIVES	CLOW, LANCE W.	REPRESENTATIVES	17,017.00
101	HOUSE OF REPRESENTATIVES	COLLINS, GARY E.	REPRESENTATIVES	17,017.00
101	HOUSE OF REPRESENTATIVES	CRANE, BRENT J.	REPRESENTATIVES	17,017.00
101	HOUSE OF REPRESENTATIVES	DAYLEY, THOMAS E.	REPRESENTATIVES	17,017.00
101	HOUSE OF REPRESENTATIVES	DEMORDAUNT, GAYANN .	REPRESENTATIVES	17,017.00
101	HOUSE OF REPRESENTATIVES	DIXON, SAGE G.	REPRESENTATIVES	17,017.00
101	HOUSE OF REPRESENTATIVES	ERPELDING, MATHEW W.	REPRESENTATIVES	17,017.00
101	HOUSE OF REPRESENTATIVES	GANNON, JOHN L.	REPRESENTATIVES	17,017.00

Executive Branch - Annual rate of pay in effect as of the pay period begin date for the 2nd payroll in January of each calendar year

Legislative Branch - Annual rate of pay in effect as of the pay period begin date for the 2nd payroll in December of each calendar year

Judicial Branch - Annual rate of pay in effect as of July 1st of each calendar year

**State Controller's Office
State of Idaho
Elected Officials
As of: Jan 9, 2017**

EXHIBIT C
PAGE 4

Report shows Appt. Type Combinations equal to NEE, NEJ, NEL, NGE, NGJ, NGL

Agency Code	Agency	Employee Name	Title	Annual Salary
101	HOUSE OF REPRESENTATIVES	GESTRIN, TERRY F.	REPRESENTATIVES	17,017.00
101	HOUSE OF REPRESENTATIVES	GIBBS, MARCUS J.	REPRESENTATIVES	17,017.00
101	HOUSE OF REPRESENTATIVES	GIDDINGS, PRISCILLA S.	REPRESENTATIVES	17,017.00
101	HOUSE OF REPRESENTATIVES	HANKS, KAREY D.	REPRESENTATIVES	17,017.00
101	HOUSE OF REPRESENTATIVES	HARRIS, STEVEN C.	REPRESENTATIVES	17,017.00
101	HOUSE OF REPRESENTATIVES	HARTGEN, STEPHEN A.	REPRESENTATIVES	17,017.00
101	HOUSE OF REPRESENTATIVES	HIXON, BRANDON A.	REPRESENTATIVES	17,017.00
101	HOUSE OF REPRESENTATIVES	HOLTZCLAW, JAMES D.	REPRESENTATIVES	17,017.00
101	HOUSE OF REPRESENTATIVES	HORMAN, WENDY S.	REPRESENTATIVES	17,017.00
101	HOUSE OF REPRESENTATIVES	JORDAN, PAULETTE E.	REPRESENTATIVES	17,017.00
101	HOUSE OF REPRESENTATIVES	KAUFFMAN, CLARK W.	REPRESENTATIVES	17,017.00
101	HOUSE OF REPRESENTATIVES	KERBY, RYAN D.	REPRESENTATIVES	17,017.00
101	HOUSE OF REPRESENTATIVES	KING, PHYLIS K.	REPRESENTATIVES	17,017.00
101	HOUSE OF REPRESENTATIVES	KINGSLEY, MICHAEL L.	REPRESENTATIVES	17,017.00
101	HOUSE OF REPRESENTATIVES	KLOC, HYMAN .	REPRESENTATIVES	17,017.00
101	HOUSE OF REPRESENTATIVES	LOERTSCHER, THOMAS F.	REPRESENTATIVES	17,017.00
101	HOUSE OF REPRESENTATIVES	LUKER, LYNN .	REPRESENTATIVES	17,017.00
101	HOUSE OF REPRESENTATIVES	MALEK, LUCAS T.	REPRESENTATIVES	17,017.00
101	HOUSE OF REPRESENTATIVES	MANWARING, DUSTIN W.	REPRESENTATIVES	17,017.00
101	HOUSE OF REPRESENTATIVES	MCCROSTIE, JOHN A.	REPRESENTATIVES	17,017.00
101	HOUSE OF REPRESENTATIVES	MCDONALD, PATRICK E.	REPRESENTATIVES	17,017.00

Executive Branch - Annual rate of pay in effect as of the pay period begin date for the 2nd payroll in January of each calendar year

Legislative Branch - Annual rate of pay in effect as of the pay period begin date for the 2nd payroll in December of each calendar year

Judicial Branch - Annual rate of pay in effect as of July 1st of each calendar year

**State Controller's Office
State of Idaho
Elected Officials
As of: Jan 9, 2017**

EXHIBIT C
PAGE 5

Report shows Appt. Type Combinations equal to NEE, NEJ, NEL, NGE, NGJ, NGL

Agency Code	Agency	Employee Name	Title	Annual Salary
101	HOUSE OF REPRESENTATIVES	MCQUEEN, JUDITH L.	REPRESENTATIVES	17,017.00
101	HOUSE OF REPRESENTATIVES	MENDIVE, RONALD J.	REPRESENTATIVES	17,017.00
101	HOUSE OF REPRESENTATIVES	MILLER, C S.	REPRESENTATIVES	17,017.00
101	HOUSE OF REPRESENTATIVES	MONKS, JASON A.	REPRESENTATIVES	17,017.00
101	HOUSE OF REPRESENTATIVES	MOON, DOROTHY S.	REPRESENTATIVES	17,017.00
101	HOUSE OF REPRESENTATIVES	MOYLE, MICHAEL E.	REPRESENTATIVES	17,017.00
101	HOUSE OF REPRESENTATIVES	NATE, RONALD M.	REPRESENTATIVES	17,017.00
101	HOUSE OF REPRESENTATIVES	PACKER, KELLEY R.	REPRESENTATIVES	17,017.00
101	HOUSE OF REPRESENTATIVES	PALMER, JOE A.	REPRESENTATIVES	17,017.00
101	HOUSE OF REPRESENTATIVES	PERRY, CHRISTINA M.	REPRESENTATIVES	17,017.00
101	HOUSE OF REPRESENTATIVES	RAYBOULD, DELMAR H.	REPRESENTATIVES	17,017.00
101	HOUSE OF REPRESENTATIVES	REDMAN, ERIC M.	REPRESENTATIVES	17,017.00
101	HOUSE OF REPRESENTATIVES	RUBEL-PASCHKE, ILANA S.	REPRESENTATIVES	17,017.00
101	HOUSE OF REPRESENTATIVES	SCOTT, HEATHER N.	REPRESENTATIVES	17,017.00
101	HOUSE OF REPRESENTATIVES	SHEPHERD, PAUL E.	REPRESENTATIVES	17,017.00
101	HOUSE OF REPRESENTATIVES	SMITH, ELAINE E.	REPRESENTATIVES	17,017.00
101	HOUSE OF REPRESENTATIVES	STEVENSON, THYRA K.	REPRESENTATIVES	17,017.00
101	HOUSE OF REPRESENTATIVES	SYME, SCOTT A.	REPRESENTATIVES	17,017.00
101	HOUSE OF REPRESENTATIVES	THOMPSON, JEFFREY D.	REPRESENTATIVES	17,017.00
101	HOUSE OF REPRESENTATIVES	TOONE, SALLY J.	REPRESENTATIVES	17,017.00
101	HOUSE OF REPRESENTATIVES	TROY, CAROLINE L.	REPRESENTATIVES	17,017.00

Executive Branch - Annual rate of pay in effect as of the pay period begin date for the 2nd payroll in January of each calendar year

Legislative Branch - Annual rate of pay in effect as of the pay period begin date for the 2nd payroll in December of each calendar year

Judicial Branch - Annual rate of pay in effect as of July 1st of each calendar year

**State Controller's Office
State of Idaho
Elected Officials
As of: Jan 9, 2017**

EXHIBIT C
PAGE 6

Report shows Appt. Type Combinations equal to NEE, NEJ, NEL, NGE, NGJ, NGL

Agency Code	Agency	Employee Name	Title	Annual Salary
101	HOUSE OF REPRESENTATIVES	TRUJILLO, JANET L.	REPRESENTATIVES	17,017.00
101	HOUSE OF REPRESENTATIVES	VAN ORDEN, JULIE A.	REPRESENTATIVES	17,017.00
101	HOUSE OF REPRESENTATIVES	VANDER WOUDE, JOHN .	REPRESENTATIVES	17,017.00
101	HOUSE OF REPRESENTATIVES	WINTROW, MELISSA M.	REPRESENTATIVES	17,017.00
101	HOUSE OF REPRESENTATIVES	WOOD III, FREDERICK L.	REPRESENTATIVES	17,017.00
101	HOUSE OF REPRESENTATIVES	YOUNGBLOOD, RICK D.	REPRESENTATIVES	17,017.00
101	HOUSE OF REPRESENTATIVES	ZITO, CHRISTY M.	REPRESENTATIVES	17,017.00
101	HOUSE OF REPRESENTATIVES	ZOLLINGER, BRYAN N.	REPRESENTATIVES	17,017.00
110	JUDICIAL BRANCH	BURDICK, ROGER .	CHIEF JUSTICE	142,000.00
110	JUDICIAL BRANCH	BRODY, ROBYN M.	JUSTICE	140,000.00
110	JUDICIAL BRANCH	EISMANN, DANIEL T.	JUSTICE	140,000.00
110	JUDICIAL BRANCH	HORTON, JOEL D.	JUSTICE	140,000.00
110	JUDICIAL BRANCH	JONES, WARREN E.	JUSTICE	140,000.00
110	JUDICIAL BRANCH	MELANSON, JOHN M.	COURT OF APPEALS JUD	132,000.00
110	JUDICIAL BRANCH	BEVAN, G R.	ADMINISTRATIVE JUDGE	130,500.00
110	JUDICIAL BRANCH	BROWN, MITCHELL W.	ADMINISTRATIVE JUDGE	130,500.00
110	JUDICIAL BRANCH	BRUDIE, JEFF M.	ADMINISTRATIVE JUDGE	130,500.00
110	JUDICIAL BRANCH	FORD, BRADLY S.	ADMINISTRATIVE JUDGE	130,500.00
110	JUDICIAL BRANCH	HANSEN, TIMOTHY L.	ADMINISTRATIVE JUDGE	130,500.00
110	JUDICIAL BRANCH	HAYNES, LANSING L.	ADMINISTRATIVE JUDGE	130,500.00
110	JUDICIAL BRANCH	SIMPSON, DARREN B.	ADMINISTRATIVE JUDGE	130,500.00

Executive Branch - Annual rate of pay in effect as of the pay period begin date for the 2nd payroll in January of each calendar year

Legislative Branch - Annual rate of pay in effect as of the pay period begin date for the 2nd payroll in December of each calendar year

Judicial Branch - Annual rate of pay in effect as of July 1st of each calendar year

**State Controller's Office
State of Idaho
Elected Officials
As of: Jan 9, 2017**

EXHIBIT C
PAGE 7

Report shows Appt. Type Combinations equal to NEE, NEJ, NEL, NGE, NGJ, NGL

Agency Code	Agency	Employee Name	Title	Annual Salary
110	JUDICIAL BRANCH	GRATTON, DAVID W.	COURT OF APPEALS JUD	130,000.00
110	JUDICIAL BRANCH	GUTIERREZ, SERGIO A.	COURT OF APPEALS JUD	130,000.00
110	JUDICIAL BRANCH	HUSKEY, MOLLY J.	COURT OF APPEALS JUD	130,000.00
110	JUDICIAL BRANCH	BAIL, DEBORAH A.	DISTRICT JUDGE	128,500.00
110	JUDICIAL BRANCH	BRODY, JONATHAN P.	DISTRICT JUDGE	128,500.00
110	JUDICIAL BRANCH	BUCHANAN, BARBARA A.	DISTRICT JUDGE	128,500.00
110	JUDICIAL BRANCH	BUTLER, JOHN K.	DISTRICT JUDGE	128,500.00
110	JUDICIAL BRANCH	CHRISTENSEN, RICHARD S.	DISTRICT JUDGE	128,500.00
110	JUDICIAL BRANCH	CRABTREE, MICHAEL R.	DISTRICT JUDGE	128,500.00
110	JUDICIAL BRANCH	DUNN, STEPHEN S.	DISTRICT JUDGE	128,500.00
110	JUDICIAL BRANCH	ELGEE, ROBERT J.	DISTRICT JUDGE	128,500.00
110	JUDICIAL BRANCH	FITZMAURICE, GREGORY .	DISTRICT JUDGE	128,500.00
110	JUDICIAL BRANCH	GASKILL, JAY P.	DISTRICT JUDGE	128,500.00
110	JUDICIAL BRANCH	GREENWOOD, RICHARD D.	DISTRICT JUDGE	128,500.00
110	JUDICIAL BRANCH	HIPPLER, S J.	DISTRICT JUDGE	128,500.00
110	JUDICIAL BRANCH	HOAGLAND, S A.	DISTRICT JUDGE	128,500.00
110	JUDICIAL BRANCH	KERRICK, JUNEAL C.	DISTRICT JUDGE	128,500.00
110	JUDICIAL BRANCH	MEDEMA, JONATHAN M.	DISTRICT JUDGE	128,500.00
110	JUDICIAL BRANCH	MEYER, CYNTHIA K.	DISTRICT JUDGE	128,500.00
110	JUDICIAL BRANCH	MITCHELL, J T.	DISTRICT JUDGE	128,500.00
110	JUDICIAL BRANCH	MOELLER, GREGORY W.	DISTRICT JUDGE	128,500.00

Executive Branch - Annual rate of pay in effect as of the pay period begin date for the 2nd payroll in January of each calendar year

Legislative Branch - Annual rate of pay in effect as of the pay period begin date for the 2nd payroll in December of each calendar year

Judicial Branch - Annual rate of pay in effect as of July 1st of each calendar year

**State Controller's Office
State of Idaho
Elected Officials
As of: Jan 9, 2017**

EXHIBIT C
PAGE 8

Report shows Appt. Type Combinations equal to NEE, NEJ, NEL, NGE, NGJ, NGL

Agency Code	Agency	Employee Name	Title	Annual Salary
110	JUDICIAL BRANCH	MOODY, MELISSA N.	DISTRICT JUDGE	128,500.00
110	JUDICIAL BRANCH	NAFTZ, ROBERT C.	DISTRICT JUDGE	128,500.00
110	JUDICIAL BRANCH	NORTON, LYNN G.	DISTRICT JUDGE	128,500.00
110	JUDICIAL BRANCH	NYE, CHRISTOPHER S.	DISTRICT JUDGE	128,500.00
110	JUDICIAL BRANCH	NYE, DAVID C.	DISTRICT JUDGE	128,500.00
110	JUDICIAL BRANCH	OWEN, PATRICK H.	DISTRICT JUDGE	128,500.00
110	JUDICIAL BRANCH	PICKETT, BRUCE L.	DISTRICT JUDGE	128,500.00
110	JUDICIAL BRANCH	REARDON, M J.	DISTRICT JUDGE	128,500.00
110	JUDICIAL BRANCH	RYAN, THOMAS J.	DISTRICT JUDGE	128,500.00
110	JUDICIAL BRANCH	SCOTT, JASON D.	DISTRICT JUDGE	128,500.00
110	JUDICIAL BRANCH	SOUTHWORTH, GEORGE A.	DISTRICT JUDGE	128,500.00
110	JUDICIAL BRANCH	STEGNER, JOHN R.	DISTRICT JUDGE	128,500.00
110	JUDICIAL BRANCH	STEPHENS, ALAN C.	DISTRICT JUDGE	128,500.00
110	JUDICIAL BRANCH	STOKER, RANDY J.	DISTRICT JUDGE	128,500.00
110	JUDICIAL BRANCH	TINGEY, JOEL E.	DISTRICT JUDGE	128,500.00
110	JUDICIAL BRANCH	VANDERVELDE, DAVIS F.	DISTRICT JUDGE	128,500.00
110	JUDICIAL BRANCH	WATKINS JR, DANE H.	DISTRICT JUDGE	128,500.00
110	JUDICIAL BRANCH	WAYMAN, SCOTT .	DISTRICT JUDGE	128,500.00
110	JUDICIAL BRANCH	WIEBE, S E.	DISTRICT JUDGE	128,500.00
110	JUDICIAL BRANCH	WILDMAN, ERIC J.	DISTRICT JUDGE	128,500.00
110	JUDICIAL BRANCH	AXLINE, SCOTT E.	MAGISTRATE JUDGE	116,500.00

Executive Branch - Annual rate of pay in effect as of the pay period begin date for the 2nd payroll in January of each calendar year

Legislative Branch - Annual rate of pay in effect as of the pay period begin date for the 2nd payroll in December of each calendar year

Judicial Branch - Annual rate of pay in effect as of July 1st of each calendar year

**State Controller's Office
State of Idaho
Elected Officials
As of: Jan 9, 2017**

EXHIBIT C
PAGE 9

Report shows Appt. Type Combinations equal to NEE, NEJ, NEL, NGE, NGJ, NGL

Agency Code	Agency	Employee Name	Title	Annual Salary
110	JUDICIAL BRANCH	BARRETT JR, JAMES H.	MAGISTRATE JUDGE	116,500.00
110	JUDICIAL BRANCH	BERECZ, LAMONT C.	MAGISTRATE JUDGE	116,500.00
110	JUDICIAL BRANCH	BIETER, CHRISTOPHER M.	MAGISTRATE JUDGE	116,500.00
110	JUDICIAL BRANCH	BOLLAR, RICK L.	MAGISTRATE JUDGE	116,500.00
110	JUDICIAL BRANCH	BORRESEN, THOMAS H.	MAGISTRATE JUDGE	116,500.00
110	JUDICIAL BRANCH	BOYER, RYAN W.	MAGISTRATE JUDGE	116,500.00
110	JUDICIAL BRANCH	CALDWELL, ROBERT J.	MAGISTRATE JUDGE	116,500.00
110	JUDICIAL BRANCH	CALHOUN, STEPHEN L.	MAGISTRATE JUDGE	116,500.00
110	JUDICIAL BRANCH	CAMPBELL, C H.	MAGISTRATE JUDGE	116,500.00
110	JUDICIAL BRANCH	CANNON, BLAINE P.	MAGISTRATE JUDGE	116,500.00
110	JUDICIAL BRANCH	CARNAROLI, RUDOLPH E.	MAGISTRATE JUDGE	116,500.00
110	JUDICIAL BRANCH	CAWTHON, JAMES S.	MAGISTRATE JUDGE	116,500.00
110	JUDICIAL BRANCH	CLARK, STEPHEN J.	MAGISTRATE JUDGE	116,500.00
110	JUDICIAL BRANCH	CLARK, THOMAS W.	MAGISTRATE JUDGE	116,500.00
110	JUDICIAL BRANCH	COCKERILLE, ROGER E.	MAGISTRATE JUDGE	116,500.00
110	JUDICIAL BRANCH	COMBO, JAMES F.	MAGISTRATE JUDGE	116,500.00
110	JUDICIAL BRANCH	CROWLEY, ROBERT L.	MAGISTRATE JUDGE	116,500.00
110	JUDICIAL BRANCH	DEMEYER, GARY .	MAGISTRATE JUDGE	116,500.00
110	JUDICIAL BRANCH	DOLAN, DANIEL M.	MAGISTRATE JUDGE	116,500.00
110	JUDICIAL BRANCH	DUGGAN, BARBARA A.	MAGISTRATE JUDGE	116,500.00
110	JUDICIAL BRANCH	ECKHART, ANNA M.	MAGISTRATE JUDGE	116,500.00

Executive Branch - Annual rate of pay in effect as of the pay period begin date for the 2nd payroll in January of each calendar year

Legislative Branch - Annual rate of pay in effect as of the pay period begin date for the 2nd payroll in December of each calendar year

Judicial Branch - Annual rate of pay in effect as of July 1st of each calendar year

**State Controller's Office
State of Idaho
Elected Officials
As of: Jan 9, 2017**

EXHIBIT C
PAGE 10

Report shows Appt. Type Combinations equal to NEE, NEJ, NEL, NGE, NGJ, NGL

Agency Code	Agency	Employee Name	Title	Annual Salary
110	JUDICIAL BRANCH	ELLIS, ANDREW N.	MAGISTRATE JUDGE	116,500.00
110	JUDICIAL BRANCH	EPIS, DAVID C.	MAGISTRATE JUDGE	116,500.00
110	JUDICIAL BRANCH	EVANS, MICHELLE M.	MAGISTRATE JUDGE	116,500.00
110	JUDICIAL BRANCH	FLEMING, THEODORE J.	MAGISTRATE JUDGE	116,500.00
110	JUDICIAL BRANCH	FORTIER, LAURIE A.	MAGISTRATE JUDGE	116,500.00
110	JUDICIAL BRANCH	FRATES, GREGORY F.	MAGISTRATE JUDGE	116,500.00
110	JUDICIAL BRANCH	GARBETT, R T.	MAGISTRATE JUDGE	116,500.00
110	JUDICIAL BRANCH	GARDNER, GILMAN J.	MAGISTRATE JUDGE	116,500.00
110	JUDICIAL BRANCH	GARDNER, STEVEN A.	MAGISTRATE JUDGE	116,500.00
110	JUDICIAL BRANCH	GARDUNIA, THERESA .	MAGISTRATE JUDGE	116,500.00
110	JUDICIAL BRANCH	GROBER, D C.	MAGISTRATE JUDGE	116,500.00
110	JUDICIAL BRANCH	HAEMMERLE, JENNIFER L.	MAGISTRATE JUDGE	116,500.00
110	JUDICIAL BRANCH	HANSEN, SCOTT H.	MAGISTRATE JUDGE	116,500.00
110	JUDICIAL BRANCH	HARRIGFELD, W G.	MAGISTRATE JUDGE	116,500.00
110	JUDICIAL BRANCH	HARRIS, ROGER B.	MAGISTRATE JUDGE	116,500.00
110	JUDICIAL BRANCH	HAWLEY, JOHN T.	MAGISTRATE JUDGE	116,500.00
110	JUDICIAL BRANCH	HEISE, DEBRA A.	MAGISTRATE JUDGE	116,500.00
110	JUDICIAL BRANCH	HODGES, MICK D.	MAGISTRATE JUDGE	116,500.00
110	JUDICIAL BRANCH	HOOSTE, DAVID A.	MAGISTRATE JUDGE	116,500.00
110	JUDICIAL BRANCH	HUNN, ERIC S.	MAGISTRATE JUDGE	116,500.00
110	JUDICIAL BRANCH	INGRAM, MARK A.	MAGISTRATE JUDGE	116,500.00

Executive Branch - Annual rate of pay in effect as of the pay period begin date for the 2nd payroll in January of each calendar year

Legislative Branch - Annual rate of pay in effect as of the pay period begin date for the 2nd payroll in December of each calendar year

Judicial Branch - Annual rate of pay in effect as of July 1st of each calendar year

**State Controller's Office
State of Idaho
Elected Officials
As of: Jan 9, 2017**

EXHIBIT C
PAGE 11

Report shows Appt. Type Combinations equal to NEE, NEJ, NEL, NGE, NGJ, NGL

Agency Code	Agency	Employee Name	Title	Annual Salary
110	JUDICIAL BRANCH	JACKSON, ROBERT L.	MAGISTRATE JUDGE	116,500.00
110	JUDICIAL BRANCH	JUDGE, JOHN C.	MAGISTRATE JUDGE	116,500.00
110	JUDICIAL BRANCH	JULIAN, JUSTIN W.	MAGISTRATE JUDGE	116,500.00
110	JUDICIAL BRANCH	JURRIES, JILL S.	MAGISTRATE JUDGE	116,500.00
110	JUDICIAL BRANCH	KALBFLEISCH, GREGORY K.	MAGISTRATE JUDGE	116,500.00
110	JUDICIAL BRANCH	KERSHAW, THOMAS D.	MAGISTRATE JUDGE	116,500.00
110	JUDICIAL BRANCH	KIBODEAUX, JOANNE M.	MAGISTRATE JUDGE	116,500.00
110	JUDICIAL BRANCH	KLINE, F R.	MAGISTRATE JUDGE	116,500.00
110	JUDICIAL BRANCH	KOTYK, FRANK P.	MAGISTRATE JUDGE	116,500.00
110	JUDICIAL BRANCH	KRESS, DAVID R.	MAGISTRATE JUDGE	116,500.00
110	JUDICIAL BRANCH	LAGGIS, PAUL S.	MAGISTRATE JUDGE	116,500.00
110	JUDICIAL BRANCH	LEE, BRIAN D.	MAGISTRATE JUDGE	116,500.00
110	JUDICIAL BRANCH	LEE, JEROLD W.	MAGISTRATE JUDGE	116,500.00
110	JUDICIAL BRANCH	LOJEK, MICHAEL W.	MAGISTRATE JUDGE	116,500.00
110	JUDICIAL BRANCH	MACGREGOR IRBY, M C.	MAGISTRATE JUDGE	116,500.00
110	JUDICIAL BRANCH	MALLARD, MICHELLE F.	MAGISTRATE JUDGE	116,500.00
110	JUDICIAL BRANCH	MANWEILER, DAVID .	MAGISTRATE JUDGE	116,500.00
110	JUDICIAL BRANCH	MCHENRY, LYNNETTE L.	MAGISTRATE JUDGE	116,500.00
110	JUDICIAL BRANCH	MEIENHOFER, JOHN .	MAGISTRATE JUDGE	116,500.00
110	JUDICIAL BRANCH	MERICA, KENT J.	MAGISTRATE JUDGE	116,500.00
110	JUDICIAL BRANCH	MEULENBERG, LORI T.	MAGISTRATE JUDGE	116,500.00

Executive Branch - Annual rate of pay in effect as of the pay period begin date for the 2nd payroll in January of each calendar year

Legislative Branch - Annual rate of pay in effect as of the pay period begin date for the 2nd payroll in December of each calendar year

Judicial Branch - Annual rate of pay in effect as of July 1st of each calendar year

**State Controller's Office
State of Idaho
Elected Officials
As of: Jan 9, 2017**

EXHIBIT C
PAGE 12

Report shows Appt. Type Combinations equal to NEE, NEJ, NEL, NGE, NGJ, NGL

Agency Code	Agency	Employee Name	Title	Annual Salary
110	JUDICIAL BRANCH	MINDER, CAROLYN M.	MAGISTRATE JUDGE	116,500.00
110	JUDICIAL BRANCH	MURRAY, BRYAN K.	MAGISTRATE JUDGE	116,500.00
110	JUDICIAL BRANCH	ONANUBOSI, DAYO O.	MAGISTRATE JUDGE	116,500.00
110	JUDICIAL BRANCH	ORR, DEBRA A.	MAGISTRATE JUDGE	116,500.00
110	JUDICIAL BRANCH	OTHS, MICHAEL J.	MAGISTRATE JUDGE	116,500.00
110	JUDICIAL BRANCH	PAYNE, DOUGLAS P.	MAGISTRATE JUDGE	116,500.00
110	JUDICIAL BRANCH	PAYNE, JEFF P.	MAGISTRATE JUDGE	116,500.00
110	JUDICIAL BRANCH	PETERSON, CLARK A.	MAGISTRATE JUDGE	116,500.00
110	JUDICIAL BRANCH	RAMMELL, MARK S.	MAGISTRATE JUDGE	116,500.00
110	JUDICIAL BRANCH	RIDDOCH, L M.	MAGISTRATE JUDGE	116,500.00
110	JUDICIAL BRANCH	ROBINSON, CASEY U.	MAGISTRATE JUDGE	116,500.00
110	JUDICIAL BRANCH	ROBINSON, RANDALL W.	MAGISTRATE JUDGE	116,500.00
110	JUDICIAL BRANCH	SAVAGE, R L.	MAGISTRATE JUDGE	116,500.00
110	JUDICIAL BRANCH	SCHILLER, JAMES A.	MAGISTRATE JUDGE	116,500.00
110	JUDICIAL BRANCH	SMITH, TYLER D.	MAGISTRATE JUDGE	116,500.00
110	JUDICIAL BRANCH	STANFORD, PENNY J.	MAGISTRATE JUDGE	116,500.00
110	JUDICIAL BRANCH	STECKEL, DANIEL L.	MAGISTRATE JUDGE	116,500.00
110	JUDICIAL BRANCH	STOW, JAMES D.	MAGISTRATE JUDGE	116,500.00
110	JUDICIAL BRANCH	SULLIVAN, JAYME B.	MAGISTRATE JUDGE	116,500.00
110	JUDICIAL BRANCH	SULLIVAN, THOMAS A.	MAGISTRATE JUDGE	116,500.00
110	JUDICIAL BRANCH	SWAIN, L K.	MAGISTRATE JUDGE	116,500.00

Executive Branch - Annual rate of pay in effect as of the pay period begin date for the 2nd payroll in January of each calendar year

Legislative Branch - Annual rate of pay in effect as of the pay period begin date for the 2nd payroll in December of each calendar year

Judicial Branch - Annual rate of pay in effect as of July 1st of each calendar year

**State Controller's Office
State of Idaho
Elected Officials
As of: Jan 9, 2017**

EXHIBIT C
PAGE 13

Report shows Appt. Type Combinations equal to NEE, NEJ, NEL, NGE, NGJ, NGL

Agency Code	Agency	Employee Name	Title	Annual Salary
110	JUDICIAL BRANCH	THOMSEN, S A.	MAGISTRATE JUDGE	116,500.00
110	JUDICIAL BRANCH	VAN VALIN, TIMOTHY L.	MAGISTRATE JUDGE	116,500.00
110	JUDICIAL BRANCH	WALKER, DIANE M.	MAGISTRATE JUDGE	116,500.00
110	JUDICIAL BRANCH	WALKER, JASON D.	MAGISTRATE JUDGE	116,500.00
110	JUDICIAL BRANCH	WALSH, MAYLI A.	MAGISTRATE JUDGE	116,500.00
110	JUDICIAL BRANCH	WATKINS, THOMAS P.	MAGISTRATE JUDGE	116,500.00
Total Count of Elected Officials		257		

Executive Branch - Annual rate of pay in effect as of the pay period begin date for the 2nd payroll in January of each calendar year

Legislative Branch - Annual rate of pay in effect as of the pay period begin date for the 2nd payroll in December of each calendar year

Judicial Branch - Annual rate of pay in effect as of July 1st of each calendar year

**State Controller's Office
State of Idaho
Agency Heads
As of: Jan 9, 2017**

EXHIBIT D
PAGE 1

Agency	Agency Code	Employee Name	Title	Annual Salary
ACCOUNTANCY, STATE BOARD OF	422	ABSEC, KENT A.	EXECUTIVE DIRECTOR	\$74,276.80
ADMINISTRATION, DEPARTMENT OF	200	GEDDES, ROBERT L.	DIRECTOR- DEPT OF AD	\$102,211.20
AGING, COMMISSION ON	187	HAWS, SEVERINA S.	DIRECTOR	\$91,561.60
AGRICULTURE, DEPARTMENT OF	210	GOULD, CECELIA R.	DIRECTOR- DEPT OF AG	\$135,387.20
ARTS, IDAHO COMMISSION ON THE	196	FAISON, MICHAEL B.	EXECUTIVE DIRECTOR	\$82,617.60
ATTORNEY GENERAL, OFFICE OF THE	160	WASDEN, LAWRENCE G.	ATTORNEY GENERAL	\$124,000.00
BLIND AND VISUALLY IMPAIRED, COMMISSION FOR THE	189	CUNNINGHAM, ELIZABETH J.	ADMINISTRATOR	\$90,480.00
BOISE STATE UNIVERSITY	512	KUSTRA, ROBERT W.	PRESIDENT	\$396,561.73
BRAND INSPECTOR, STATE	331	HAYHURST, LARRY A.	STATE BRAND INSPECTO	\$62,649.60
BUILDING SAFETY, DIVISION OF	450	JENSEN, CHRIS L.	ADMINISTRATOR	\$100,796.80
CAREER-TECHNICAL EDUCATION, DIVISION OF	503	JOHNSON, DWIGHT A.	STATE ADMIN-VO-ED	\$113,297.60
COMMERCE, DEPARTMENT OF	220	RONK, MEGAN A.	DIRECTOR	\$135,844.80
CONSERVATION, OFFICE OF SPECIES	195	MILLER, DUSTIN T.	ADMINISTRATOR-SPECIE	\$92,393.60
CONSERVATION, SOIL AND WATER COMMISSION	215	MURRISON, TERI A.	ADM OFFICER-SOIL CON	\$83,553.60
CONTROLLER, OFFICE OF THE STATE	140	WOOLF, BRANDON D.	STATE CONTROLLER	\$105,770.60
CORRECTION, DEPARTMENT OF	230	ATENCIO, HENRY J.	DIRECTOR-CORRECTION	\$145,017.60
CORRECTIONAL INDUSTRIES	231	ANDERSON, ALAN R.	CI DIVISION CHIEF	\$84,198.40
DENTISTRY, BOARD OF	423	MILLER, SUSAN D.	EXECUTIVE DIRECTOR	\$80,932.80
DRUG POLICY, OFFICE OF	198	FIGUEROA, ELISHA D.	DIRECTOR OFF OF DRUG	\$81,099.20

** Daily Rate - Board Member

Executive Branch - Annual rate of pay in effect as of the pay period begin date for the 2nd payroll in January of each calendar year

Legislative Branch - Annual rate of pay in effect as of the pay period begin date for the 2nd payroll in December of each calendar year

Judicial Branch - Annual rate of pay in effect as of July 1st of each calendar year

**State Controller's Office
State of Idaho
Agency Heads
As of: Jan 9, 2017**

EXHIBIT D
PAGE 2

Agency	Agency Code	Employee Name	Title	Annual Salary
EASTERN IDAHO TECHNICAL COLLEGE	504	AMAN, RICHARD R.	PRESIDENT	\$116,000.00
EDUCATION, STATE BOARD OF	501	FREEMAN, MATTHEW J.	EXECUTIVE DIRECTOR	\$144,768.00
EDUCATION, STATE DEPARTMENT OF	170	YBARRA, SHERRI A.	STATE SUPT OF PUB. I	\$105,770.60
ENDOWMENT FUND INVESTMENT BOARD	322	JOHNSON, LARRY L.	INVESTMENT MANAGER	\$164,632.00
ENERGY AND MINERAL RESOURCES, OFFICE OF	199	CHATBURN, JOHN W.	ADMINISTRATOR	\$93,204.80
ENGINEERS AND LAND SURVEYORS, PROFESSIONAL BOARD OF	424	SIMILA, KEITH A.	SECRETARY OF THE BOA	\$98,841.60
ENVIRONMENTAL QUALITY, DEPARTMENT OF	245	TIPPETS, JOHN H.	DIRECTOR, DEQ	\$123,427.20
FINANCE, DEPARTMENT OF	250	GEE, GAVIN M.	DIRECTOR	\$114,628.80
FINANCIAL MANAGEMENT, DIVISION OF	180	REVIER, JANI L.	ADMINISTRATOR-DFM	\$134,305.60
FISH AND GAME, DEPARTMENT OF	260	MOORE, VIRGIL K.	DIRECTOR	\$142,105.60
GOVERNOR, OFFICE OF THE	181	OTTER, C L.	GOVERNOR	\$124,436.00
HEALTH AND WELFARE, DEPARTMENT OF	270	ARMSTRONG, RICHARD M.	DIRECTOR	\$162,302.40
HEALTH DISTRICT 1 (PANHANDLE)	951	BLODGETT-WHALEN, LORA M.	DIRECTOR DIST HEALTH	\$103,480.00
HEALTH DISTRICT 2 (NORTH CENTRAL)	952	MOEHRLE, CAROL M.	DIRECTOR DIST HEALTH	\$100,422.40
HEALTH DISTRICT 3 (SOUTHWEST)	953	ZOGG, NIKOLE A.	DIRECTOR DIST HEALTH	\$94,993.60
HEALTH DISTRICT 4 (CENTRAL)	954	DUKE, RUSSELL A.	DIRECTOR DIST HEALTH	\$129,334.40
HEALTH DISTRICT 5 (SOUTH CENTRAL)	955	LEBLANC, RENE R.	DIRECTOR DIST HEALTH	\$105,060.80
HEALTH DISTRICT 6 (SOUTHEASTERN)	956	MANN, MAGGIE A.	DIRECTOR DIST HEALTH	\$105,414.40
HEALTH DISTRICT 7 (EASTERN)	957	RACKOW, GERI L.	DIRECTOR DIST HEALTH	\$96,387.20

** Daily Rate - Board Member

Executive Branch - Annual rate of pay in effect as of the pay period begin date for the 2nd payroll in January of each calendar year

Legislative Branch - Annual rate of pay in effect as of the pay period begin date for the 2nd payroll in December of each calendar year

Judicial Branch - Annual rate of pay in effect as of July 1st of each calendar year

**State Controller's Office
State of Idaho
Agency Heads
As of: Jan 9, 2017**

EXHIBIT D
PAGE 3

Agency	Agency Code	Employee Name	Title	Annual Salary
HISPANIC AFFAIRS, IDAHO COMMISSION ON	441	GONZALEZ, MARGIE A.	EXEC DIRECTOR	\$50,668.80
HISTORICAL SOCIETY, IDAHO STATE	522	GALLIMORE, JANET L.	DIR-HISTORICAL SOCIE	\$94,265.60
HOUSE OF REPRESENTATIVES	101	BEDKE, SCOTT C.	SPEAKER OF THE HOUSE	\$21,017.00
HUMAN RESOURCES, DIVISION OF	194	BUXTON, SUSAN E.	ADMINISTRATOR	\$118,747.20
IDAHO STATE UNIVERSITY	513	VAILAS, ARTHUR C.	PRESIDENT	\$381,521.19
INDEPENDENT LIVING COUNCIL	905	LEVITON, MARIE E.	EXEC DIRECTOR, SILC	\$63,856.00
INDUSTRIAL COMMISSION	300	HARROLD, MELINDA M.	DIRECTOR	\$95,492.80
INSURANCE FUND, STATE	186	BARNETT, CONNIE S.	EXECUTIVE	\$190,008.00
INSURANCE, DEPARTMENT OF	280	CAMERON, DEAN L.	DIRECTOR OF INSURANC	\$110,323.20
JUDICIAL BRANCH	110	THOMAS, SARA B.	ADMINISTRATIVE DIREC	\$128,500.00
JUVENILE CORRECTIONS, DEPARTMENT OF	285	HARRIGFELD, SHARON L.	DIRECTOR, DJC	\$104,436.80
LABOR, DEPARTMENT OF	240	EDMUNDS, KENNETH D.	DIRECTOR, LABOR	\$125,008.00
LANDS, DEPARTMENT OF	320	SCHULTZ JR, THOMAS M.	DIRECTOR	\$136,260.80
LAVA HOT SPRINGS FOUNDATION	341	MORRISON, DEVANEE D.	EXECUTIVE DIRECTOR	\$65,000.00
LEGISLATIVE SERVICES OFFICE	102	MILSTEAD, ERIC B.	DIRECTOR	\$135,012.80
LEWIS-CLARK STATE COLLEGE	511	FERNANDEZ, JOHN A.	PRESIDENT	\$218,628.47
LIBRARIES, IDAHO COMMISSION FOR	521	JOSLIN, ANN .	STATE LIBRARIAN	\$102,024.00
LIEUTENANT GOVERNOR, OFFICE OF THE	120	LITTLE, BRAD J.	LIEUTENANT GOVERNOR	\$43,552.60
LIQUOR DIVISION, IDAHO STATE	185	ANDERSON, JEFFREY R.	ACTING DIRECTOR	\$0.00
LOTTERY COMMISSION, IDAHO STATE	440	ANDERSON, JEFFREY R.	EXECUTIVE DIRECTOR,	\$143,790.40

** Daily Rate - Board Member

Executive Branch - Annual rate of pay in effect as of the pay period begin date for the 2nd payroll in January of each calendar year

Legislative Branch - Annual rate of pay in effect as of the pay period begin date for the 2nd payroll in December of each calendar year

Judicial Branch - Annual rate of pay in effect as of July 1st of each calendar year

**State Controller's Office
State of Idaho
Agency Heads
As of: Jan 9, 2017**

EXHIBIT D
PAGE 4

Agency	Agency Code	Employee Name	Title	Annual Salary
MEDICINE, BOARD OF	425	LAWLER, ANNE K.	EXECUTIVE DIRECTOR	\$93,184.00
MILITARY DIVISION	190	SAYLER, GARY L.	ADJUTANT GENERAL	\$149,468.80
NURSING, BOARD OF	426	EVANS, SANDRA E.	EXEC DIR-NURSING BRD	\$94,764.80
OCCUPATIONAL LICENSES, BUREAU OF	427	CORY, TANA L.	OCCUPTNL LIC BUR/BUR	\$90,001.60
OUTFITTERS AND GUIDES LICENSING BOARD	434	THOMASON, LORI K.	EXECUTIVE DIRECTOR	\$60,008.00
PARDONS AND PAROLE, COMMISSION OF	232	JONES, CASSANDRA .	EXEC DIR/PARDONS & P	\$89,752.00
PARKS AND RECREATION, DEPARTMENT OF	340	LANGHORST, DAVID R.	DIR-DEPT PARKS & REC	\$98,051.20
PERFORMANCE EVALUATIONS, OFFICE OF	104	MOHAN, RAKESH .	DIRECTOR LEG PERF EV	\$107,868.80
PERSI (PUBLIC EMPLOYEES RETIREMENT SYSTEM OF IDAHO	183	DRUM, DONALD D.	EXECUTIVE DIRECTOR	\$154,065.60
PHARMACY, BOARD OF	421	ADAMS, ALEX J.	EXECUTIVE DIRECTOR	\$127,192.00
POLICE, IDAHO STATE	330	POWELL, RALPH W.	DIRECTOR-ISP	\$126,089.60
PUBLIC TELEVISION	520	PISANESCHI, RONALD L.	GENERAL MANAGER	\$107,224.00
PUBLIC UTILITIES COMMISSION	900	ANDERSON, ERIC R.	PUC COMMISSIONER	\$100,733.00
PUBLIC UTILITIES COMMISSION	900	KJELLANDER, PAUL .	PUC COMMISSIONER	\$100,733.00
PUBLIC UTILITIES COMMISSION	900	RAPER, KRISTINE A.	PUC COMMISSIONER	\$100,733.00
RACING, STATE COMMISSION	332	VACANT		
REAL ESTATE COMMISSION, IDAHO	429	BIRD, MICHELL M.	EXECUTIVE DIRECTOR	\$84,011.20
SECRETARY OF STATE, IDAHO OFFICE OF THE	130	DENNEY, LAWERENCE E.	SECRETARY OF STATE	\$105,770.60
SENATE, IDAHO	100	HILL, HAROLD B.	SENATE PRO TEM	\$21,017.00

** Daily Rate - Board Member

Executive Branch - Annual rate of pay in effect as of the pay period begin date for the 2nd payroll in January of each calendar year

Legislative Branch - Annual rate of pay in effect as of the pay period begin date for the 2nd payroll in December of each calendar year

Judicial Branch - Annual rate of pay in effect as of July 1st of each calendar year

**State Controller's Office
State of Idaho
Agency Heads
As of: Jan 9, 2017**

EXHIBIT D
PAGE 5

Agency	Agency Code	Employee Name	Title	Annual Salary
STATE APPELLATE PUBLIC DEFENDER'S OFFICE	443	FREDERICKSEN, ERIC D.	CHIEF PUBLIC DEFENDE	\$97,011.20
STATE PUBLIC DEFENSE COMMISSION	437	SIMMONS, KIMBERLY J.	EXEC DIRECTOR	\$79,019.20
STEM ACTION CENTER	179	HEMINGWAY, ANGELA K.	EXECUTIVE DIRECTOR	\$113,318.40
TAX APPEALS, BOARD OF	351	WALLACE, STEVEN L.	DIRECTOR/CLERK TO TH	\$88,337.60
TAX COMMISSION, IDAHO STATE	352	JACKSON, RICHARD W.	STATE TAX COMMISSION	\$93,389.00
TAX COMMISSION, IDAHO STATE	352	KATSILOMETES, TOM .	STATE TAX COMMISSION	\$93,389.00
TAX COMMISSION, IDAHO STATE	352	ROBERTS, KEN A.	STATE TAX COMMISSION	\$93,389.00
TAX COMMISSION, IDAHO STATE	352	WERK, ELLIOT S.	STATE TAX COMMISSION	\$93,389.00
TRANSPORTATION, DEPARTMENT OF	290	NESS, BRIAN W.	DIRECTOR TRANS DEPT	\$191,776.00
TREASURER, STATE OFFICE OF THE	150	CRANE, RON G.	STATE TREASURER	\$105,770.60
UNIVERSITY OF IDAHO	514	STABEN, CHARLES A.	PRESIDENT	\$374,004.80
VETERANS SERVICES	444	BRASUELL, DAVID E.	ADMIN DIV OF VET AFF	\$113,131.20
VETERINARY MEDICINE, BOARD OF	435	ROCKETT, JODY .	VETERINARY MED EXAMI **	\$50.00
VOCATIONAL REHABILITATION, IDAHO DIVISION OF	523	DONNELLAN, JANE W.	ADMINISTRATOR	\$102,939.20
WATER RESOURCES, DEPARTMENT OF	360	SPACKMAN, GARY L.	DIRECTOR	\$113,401.60

Total Number of Agencies	92
Total Number of Agency Heads	91

** Daily Rate - Board Member

Executive Branch - Annual rate of pay in effect as of the pay period begin date for the 2nd payroll in January of each calendar year

Legislative Branch - Annual rate of pay in effect as of the pay period begin date for the 2nd payroll in December of each calendar year

Judicial Branch - Annual rate of pay in effect as of July 1st of each calendar year

**State Controller's Office
State of Idaho
Salaries > or = to Governor's Salary (\$124,436.00)
As of: Jan 9, 2017**

EXHIBIT E
PAGE 1

Employee Name	Agency	Title	Annual Salary
HARSIN, BRYAN .	BOISE STATE UNIVERSITY	ATHLETIC-EXEMPT	\$1,100,008.00
RICE, LEON P.	BOISE STATE UNIVERSITY	ATHLETIC-EXEMPT	\$650,000.00
KUSTRA, ROBERT W.	BOISE STATE UNIVERSITY	PRESIDENT	\$396,561.73
VAILAS, ARTHUR C.	IDAHO STATE UNIVERSITY	PRESIDENT	\$381,521.19
STABEN, CHARLES A.	UNIVERSITY OF IDAHO	PRESIDENT	\$374,004.80
APSEY, CURT B.	BOISE STATE UNIVERSITY	ATHLETIC-EXEMPT	\$339,809.60
AVALOS, ANDREW .	BOISE STATE UNIVERSITY	ATHLETIC-EXEMPT	\$305,011.20
MAYNARD, ROBERT M.	PERSI (PUBLIC EMPLOYEES RETIREMENT SYSTEM OF IDAHO	CHIEF INVESTMENT OFF	\$303,326.40
HUFF JR, SCOTT M.	BOISE STATE UNIVERSITY	ATHLETIC-EXEMPT	\$285,001.60
RIDDLE, KENT F.	BOISE STATE UNIVERSITY	ATHLETIC-EXEMPT	\$275,017.60
PETERSEN, KENNETH .	BOISE STATE UNIVERSITY	DEAN	\$274,580.80
WIENCEK, JOHN M.	UNIVERSITY OF IDAHO	PROVOST	\$269,110.40
SCHIMPF, MARTIN E.	BOISE STATE UNIVERSITY	PROVOST & VICE PRESI	\$262,870.40
NELSON, JANET E.	UNIVERSITY OF IDAHO	VICE PRESIDENT	\$255,008.00
MCFADDEN, MARY C.	UNIVERSITY OF IDAHO	VP, UNIVERSITY ADVCM	\$246,750.40
SATTERLEE, KEVIN .	BOISE STATE UNIVERSITY	VICE PRESIDENT	\$246,022.40
PEARSON, STACY .	BOISE STATE UNIVERSITY	VICE PRESIDENT	\$243,484.80
CALDWELL, STEVE .	BOISE STATE UNIVERSITY	ATHLETIC-EXEMPT	\$240,011.20
JONES, GORDON S.	BOISE STATE UNIVERSITY	PROFESSIONAL EMPLOYE	\$235,768.00
WOODWORTH-NEY, LAURA .	IDAHO STATE UNIVERSITY	PROVOST & VICE PRESI	\$235,019.20
SIMIC, LAURA .	BOISE STATE UNIVERSITY	VICE PRESIDENT	\$232,897.60

Executive Branch - Annual rate of pay in effect as of the pay period begin date for the 2nd payroll in January of each calendar year

Legislative Branch - Annual rate of pay in effect as of the pay period begin date for the 2nd payroll in December of each calendar year

Judicial Branch - Annual rate of pay in effect as of July 1st of each calendar year

The source of funds for employee salaries can be appropriated general, dedicated or federal funds (or a mix thereof) or non-appropriated funds (such as university local funds)

**State Controller's Office
State of Idaho
Salaries > or = to Governor's Salary (\$124,436.00)
As of: Jan 9, 2017**

EXHIBIT E
PAGE 2

Employee Name	Agency	Title	Annual Salary
ADAMS, MARK L.	UNIVERSITY OF IDAHO	DEAN	\$228,904.00
FLETCHER, JAMES A.	IDAHO STATE UNIVERSITY	VICE PRESIDENT	\$223,537.60
FENSTERMAKER, JOHN A.	IDAHO STATE UNIVERSITY	CLINICAL ASSOC PROFE	\$220,001.60
PRESNELL, GORDON H.	BOISE STATE UNIVERSITY	ATHLETIC-EXEMPT	\$220,001.60
RUDIN, MARK J.	BOISE STATE UNIVERSITY	PROFESSIONAL EMPLOYE	\$219,856.00
	BOISE STATE UNIVERSITY	VICE PRESIDENT	
MCIVER, JOHN K.	UNIVERSITY OF IDAHO	VICE PRESIDENT	\$218,670.40
FERNANDEZ, JOHN A.	LEWIS-CLARK STATE COLLEGE	PRESIDENT	\$218,628.47
HILL, ZACHARY T.	BOISE STATE UNIVERSITY	ATHLETIC-EXEMPT	\$215,009.60
PARRELLA, MICHAEL P.	UNIVERSITY OF IDAHO	DEAN	\$215,009.60
MOLL, AMY J.	BOISE STATE UNIVERSITY	DEAN	\$211,681.60
STAUFFER, LARRY .	UNIVERSITY OF IDAHO	DEAN	\$209,726.40
FORCE, REX W.	IDAHO STATE UNIVERSITY	VICE PRESIDENT	\$209,019.20
PREGITZER, KURT .	UNIVERSITY OF IDAHO	DEAN	\$207,708.80
SMITH, ROBERT W.	UNIVERSITY OF IDAHO	ASSISTANT/ASSOCIATE	\$206,252.80
VAN DER SCHYF, CORNELIS J.	IDAHO STATE UNIVERSITY	VICE PRESIDENT	\$205,545.60
BOHACH, CAROLYN H.	UNIVERSITY OF IDAHO	RESEARCH FACULTY	\$205,108.80
PALMER, KELLY P.	HEALTH AND WELFARE, DEPARTMENT OF	PHYSICIAN, MED DIREC	\$203,819.20
HARRIS, ALLISON B.	BOISE STATE UNIVERSITY	PROFESSIONAL EMPLOYE	\$200,179.20
ADAMS JR, ALTON J.	BOISE STATE UNIVERSITY	ATHLETIC-EXEMPT	\$200,012.80
AMBROSE, ASHLEY .	BOISE STATE UNIVERSITY	ATHLETIC-EXEMPT	\$200,012.80

Executive Branch - Annual rate of pay in effect as of the pay period begin date for the 2nd payroll in January of each calendar year

Legislative Branch - Annual rate of pay in effect as of the pay period begin date for the 2nd payroll in December of each calendar year

Judicial Branch - Annual rate of pay in effect as of July 1st of each calendar year

The source of funds for employee salaries can be appropriated general, dedicated or federal funds (or a mix thereof) or non-appropriated funds (such as university local funds)

**State Controller's Office
State of Idaho
Salaries > or = to Governor's Salary (\$124,436.00)
As of: Jan 9, 2017**

EXHIBIT E
PAGE 3

Employee Name	Agency	Title	Annual Salary
CHOPIN, MARC C.	UNIVERSITY OF IDAHO	DEAN	\$200,012.80
WOODHOUSE, WILLIAM M.	IDAHO STATE UNIVERSITY	DIRECTOR	\$198,640.00
TINGEY, KENT M.	IDAHO STATE UNIVERSITY	VICE PRESIDENT	\$198,452.80
EWART, DANIEL R.	UNIVERSITY OF IDAHO	VP, INFRASTRUCTURE	\$195,728.00
CHRISTENSEN, KELLI D.	IDAHO STATE UNIVERSITY	CLINICAL ASSOC PROFE	\$195,582.40
FOISY, BRIAN .	UNIVERSITY OF IDAHO	VP, FINANCE	\$195,332.80
VACHA-HAASE, TAMMI .	BOISE STATE UNIVERSITY	DEAN	\$195,041.60
	BOISE STATE UNIVERSITY	FACULTY	
KAHLER, DEAN R.	UNIVERSITY OF IDAHO	VICE PROVOST, STRTGC	\$195,000.00
CADY, PAUL S.	IDAHO STATE UNIVERSITY	DEAN	\$193,336.00
HATZENBUEHLER, LINDA C.	IDAHO STATE UNIVERSITY	VICE PROVOST	\$192,046.40
NESS, BRIAN W.	TRANSPORTATION, DEPARTMENT OF	DIRECTOR TRANS DEPT	\$191,776.00
KERSTEN, ANDREW E.	UNIVERSITY OF IDAHO	DEAN	\$190,985.60
BARNETT, CONNIE S.	INSURANCE FUND, STATE	EXECUTIVE	\$190,008.00
WILSON, J'DEE R.	HEALTH AND WELFARE, DEPARTMENT OF	PHYSICIAN, PSYCH SPE	\$189,134.40
ROARK, ANTHONY P.	BOISE STATE UNIVERSITY	DEAN	\$187,636.80
	BOISE STATE UNIVERSITY	ADJUNCT FACULTY	
SPEAR, ROBERT M.	UNIVERSITY OF IDAHO	DIRECTOR, ATHLETICS	\$185,598.40
CASTLE, LYLE W.	IDAHO STATE UNIVERSITY	DEAN	\$185,577.60
CARR-CHELLMAN, ALISON A.	UNIVERSITY OF IDAHO	DEAN	\$185,016.00
FRANKLIN, GABRIEL J.	BOISE STATE UNIVERSITY	ATHLETIC-EXEMPT	\$185,016.00

Executive Branch - Annual rate of pay in effect as of the pay period begin date for the 2nd payroll in January of each calendar year

Legislative Branch - Annual rate of pay in effect as of the pay period begin date for the 2nd payroll in December of each calendar year

Judicial Branch - Annual rate of pay in effect as of July 1st of each calendar year

The source of funds for employee salaries can be appropriated general, dedicated or federal funds (or a mix thereof) or non-appropriated funds (such as university local funds)

**State Controller's Office
State of Idaho
Salaries > or = to Governor's Salary (\$124,436.00)
As of: Jan 9, 2017**

EXHIBIT E
PAGE 4

Employee Name	Agency	Title	Annual Salary
KACZMAREK, LINDA .	HEALTH AND WELFARE, DEPARTMENT OF	PHYSICIAN, MED CLINI	\$183,476.80
OTTAWAY, THOMAS A.	IDAHO STATE UNIVERSITY	DEAN	\$183,289.60
PETRINO, PAUL V.	UNIVERSITY OF IDAHO	HEAD COACH, FOOTBALL	\$182,104.00
CALLAHAN BERNARD, JANET C.	BOISE STATE UNIVERSITY	DEPARTMENT CHAIR/HEA	\$180,627.20
WEBB, LESLIE J.	BOISE STATE UNIVERSITY	VICE PRESIDENT	\$178,796.80
DUNNAGAN, TIMOTHY .	BOISE STATE UNIVERSITY	DEAN	\$178,464.00
VERLIN, DONALD G.	UNIVERSITY OF IDAHO	HEAD COACH, MEN'S BA	\$178,297.60
SERIO III, VINCENT J.	BOISE STATE UNIVERSITY	DIRECTOR	\$177,985.60
BLACKMAN, HAROLD S.	BOISE STATE UNIVERSITY	OFFICER-EXEMPT	\$177,548.80
HILL, TONY .	IDAHO STATE UNIVERSITY	RESEARCH ASSOCIATE,	\$177,132.80
HAHN, CHRISTINE G.	HEALTH AND WELFARE, DEPARTMENT OF	PHYSICIAN/EPIDEMLGST	\$176,550.40
TERRELL, PATRICIA S.	IDAHO STATE UNIVERSITY	VICE PRESIDENT	\$175,468.80
COOK, COREY .	BOISE STATE UNIVERSITY	FACULTY	\$175,427.20
	BOISE STATE UNIVERSITY	TEACHER	
SWANSON, STEVE .	BOISE STATE UNIVERSITY	PROFESSIONAL-ADMINIS	\$174,283.20
JACOBSEN, RICHARD T.	IDAHO STATE UNIVERSITY	ASSOCIATE DIRECTOR	\$173,971.20
PARHAM, GEORGE M.	INSURANCE FUND, STATE	EXECUTIVE	\$173,596.80
TURLEY-AMES, KANDI J.	IDAHO STATE UNIVERSITY	DEAN	\$171,059.20
NELSON, KENT E.	UNIVERSITY OF IDAHO	GENERAL COUNSEL	\$170,809.60
MICKELSEN, BRANDON C.	IDAHO STATE UNIVERSITY	DIRECTOR	\$170,227.20
HOLMES, NEIL D.	INSURANCE FUND, STATE	EXECUTIVE	\$170,081.60

Executive Branch - Annual rate of pay in effect as of the pay period begin date for the 2nd payroll in January of each calendar year

Legislative Branch - Annual rate of pay in effect as of the pay period begin date for the 2nd payroll in December of each calendar year

Judicial Branch - Annual rate of pay in effect as of July 1st of each calendar year

The source of funds for employee salaries can be appropriated general, dedicated or federal funds (or a mix thereof) or non-appropriated funds (such as university local funds)

**State Controller's Office
State of Idaho
Salaries > or = to Governor's Salary (\$124,436.00)
As of: Jan 9, 2017**

EXHIBIT E
PAGE 5

Employee Name	Agency	Title	Annual Salary
GOODWIN, MICHAL .	IDAHO STATE UNIVERSITY	DEAN	\$170,019.20
DAVIS-JOHNSON, MAX .	BOISE STATE UNIVERSITY	FACULTY	\$169,790.40
	BOISE STATE UNIVERSITY	EXECUTIVE DIRECTOR-M	
DINUCCI, JO ELLEN .	BOISE STATE UNIVERSITY	OFFICER-EXEMPT	\$169,249.60
GOODWIN, PETER .	UNIVERSITY OF IDAHO	DEPARTMENT HEAD/CHAI	\$169,166.40
CONE, WILLIAM A.	UNIVERSITY OF IDAHO	PSYCHIATRIST	\$168,871.56
SHREEVE, JEAN'NE M.	UNIVERSITY OF IDAHO	RESEARCH FACULTY	\$168,833.60
GAINES, RANDY .	IDAHO STATE UNIVERSITY	INFO OFCR, CHF	\$168,792.00
FOLTZ, JOHN C.	UNIVERSITY OF IDAHO	REGULAR FACULTY	\$168,084.80
FOCARILE, JAMES P.	BOISE STATE UNIVERSITY	FACULTY	\$167,876.80
	BOISE STATE UNIVERSITY	EXECUTIVE DIRECTOR	
SAXENA, VISHAL .	UNIVERSITY OF IDAHO	REGULAR FACULTY	\$166,670.40
SATZ, MICHAEL A.	UNIVERSITY OF IDAHO	CENTER EXEC. OFFICER	\$166,483.20
MCGRAW, CATHLENE E.	BOISE STATE UNIVERSITY	PROFESSIONAL EMPLOYE	\$166,400.00
AMES, DANIEL .	IDAHO STATE UNIVERSITY	ASSOCIATE PROFESSOR	\$165,401.60
WOLFE, ROCHELLE .	BOISE STATE UNIVERSITY	PROFESSIONAL-HEALTH	\$165,360.00
BREY, RICHARD R.	IDAHO STATE UNIVERSITY	ASSOCIATE VICE PRESI	\$165,006.40
OSGUTHORPE, RICHARD D.	BOISE STATE UNIVERSITY	ADJUNCT FACULTY	\$164,923.20
	BOISE STATE UNIVERSITY	DEPARTMENT CHAIR/HEA	
BAIRD, LYNN N.	UNIVERSITY OF IDAHO	DEAN	\$164,798.40
JOHNSON, LARRY L.	ENDOWMENT FUND INVESTMENT BOARD	INVESTMENT MANAGER	\$164,632.00

Executive Branch - Annual rate of pay in effect as of the pay period begin date for the 2nd payroll in January of each calendar year

Legislative Branch - Annual rate of pay in effect as of the pay period begin date for the 2nd payroll in December of each calendar year

Judicial Branch - Annual rate of pay in effect as of July 1st of each calendar year

The source of funds for employee salaries can be appropriated general, dedicated or federal funds (or a mix thereof) or non-appropriated funds (such as university local funds)

**State Controller's Office
State of Idaho
Salaries > or = to Governor's Salary (\$124,436.00)
As of: Jan 9, 2017**

EXHIBIT E
PAGE 6

Employee Name	Agency	Title	Annual Salary
KRAMER, MICHAEL D.	IDAHO STATE UNIVERSITY	ATHLETIC-EXEMPT	\$164,528.00
HUGHES, WILLIAM L.	BOISE STATE UNIVERSITY	ASSOCIATE PROFESSOR	\$164,216.00
SCHOOLEY-PETTIS, DIANE K.	BOISE STATE UNIVERSITY	ASSOCIATE DEAN	\$163,384.00
MINNICH, SCOTT A.	UNIVERSITY OF IDAHO	RESEARCH FACULTY	\$163,217.60
WILDE, MATTHEW .	BOISE STATE UNIVERSITY	OFFICER-EXEMPT	\$163,072.00
BUCK, CHARLES .	UNIVERSITY OF IDAHO	ASSOCVPRES, NORTHERN	\$162,406.40
ARMSTRONG, RICHARD M.	HEALTH AND WELFARE, DEPARTMENT OF	DIRECTOR	\$162,302.40
SOLBRIG, RONALD M.	IDAHO STATE UNIVERSITY	PHYSICIAN	\$162,002.88
SKINNER, MARC T.	UNIVERSITY OF IDAHO	CENTER EXEC. OFFICER	\$161,304.00
BOYLE, PAULETTE .	INSURANCE FUND, STATE	EXECUTIVE	\$160,617.60
MCGUIRE, MARK A.	UNIVERSITY OF IDAHO	ASSOCIATE DEAN	\$159,993.60
HAMILTON, MELINDA .	UNIVERSITY OF IDAHO	DEPARTMENT HEAD/CHAI	\$158,808.00
EWING, MATTHEW N.	BOISE STATE UNIVERSITY	OFFICER-EXEMPT	\$156,832.00
MUNGER, JAMES C.	BOISE STATE UNIVERSITY	OFFICER-EXEMPT	\$156,145.60
HASKIN, TRACY L.	HEALTH DISTRICT 5 (SOUTH CENTRAL)	DIST 5 BD OF HEALTH	\$156,000.00
HARVEY, KEITH .	BOISE STATE UNIVERSITY	ADJUNCT FACULTY	\$155,906.40
	BOISE STATE UNIVERSITY	SPECIAL LECTURER	
FINSTUEN, ANDREW S.	BOISE STATE UNIVERSITY	OFFICER-EXEMPT	\$155,022.40
	BOISE STATE UNIVERSITY	PROFESSIONAL EMPLOYE	
OXFORD, JULIA T.	BOISE STATE UNIVERSITY	FACULTY	\$154,544.00
	BOISE STATE UNIVERSITY	FACULTY/DIRECTOR	

Executive Branch - Annual rate of pay in effect as of the pay period begin date for the 2nd payroll in January of each calendar year

Legislative Branch - Annual rate of pay in effect as of the pay period begin date for the 2nd payroll in December of each calendar year

Judicial Branch - Annual rate of pay in effect as of July 1st of each calendar year

The source of funds for employee salaries can be appropriated general, dedicated or federal funds (or a mix thereof) or non-appropriated funds (such as university local funds)

**State Controller's Office
State of Idaho
Salaries > or = to Governor's Salary (\$124,436.00)
As of: Jan 9, 2017**

EXHIBIT E
PAGE 7

Employee Name	Agency	Title	Annual Salary
STOKES, LARRY S.	TRANSPORTATION, DEPARTMENT OF	DEPUTY DIRECTOR, ITD	\$154,273.60
WILLIS, BARRY .	UNIVERSITY OF IDAHO	ASSOCIATE DEAN	\$154,107.20
DRUM, DONALD D.	PERSI (PUBLIC EMPLOYEES RETIREMENT SYSTEM OF IDAHO	EXECUTIVE DIRECTOR	\$154,065.60
ANTON, CHRISTIAN J.	BOISE STATE UNIVERSITY	EXECUTIVE DIRECTOR	\$153,982.40
CREE, JONATHAN .	IDAHO STATE UNIVERSITY	CLINICAL PROFESSOR	\$153,784.80
SCHOU, COREY D.	IDAHO STATE UNIVERSITY	FACULTY	\$153,649.60
PENG, CHING-AN .	UNIVERSITY OF IDAHO	DEPARTMENT HEAD/CHAI	\$153,046.40
CAMPOS, LINDA .	UNIVERSITY OF IDAHO	CONTROLLER	\$153,025.60
STEPHENS, JAY W.	BOISE STATE UNIVERSITY	EXECUTIVE DIRECTOR-M	\$153,025.60
CINKOVICH, KRIS A.	UNIVERSITY OF IDAHO	ASST. COACH, FOOTBAL	\$152,672.00
RASMUSSEN, R S.	IDAHO STATE UNIVERSITY	DEAN	\$151,964.80
MCMURTRY, JERRY .	UNIVERSITY OF IDAHO	DEAN	\$151,236.80
CASHMORE, CATHERINE A.	IDAHO STATE UNIVERSITY	ASSOCIATE PROFESSOR	\$151,132.80
DACEY, RAYMOND .	UNIVERSITY OF IDAHO	REGULAR FACULTY	\$151,028.80
HIRASE-STACEY, JOANNE .	IDAHO STATE UNIVERSITY	OFFICER-EXEMPT	\$150,820.80
GATTIKER, THOMAS F.	BOISE STATE UNIVERSITY	DEPARTMENT CHAIR/HEA	\$150,550.40
	BOISE STATE UNIVERSITY	FACULTY	
NIELSEN, MARK J.	UNIVERSITY OF IDAHO	DEAN	\$150,009.60
TURNER, LINDSEY R.	BOISE STATE UNIVERSITY	ASSOCIATE PROFESSOR	\$150,009.60
WOOD, JUSTIN P.	IDAHO STATE UNIVERSITY	ASSISTANT PROFESSOR	\$150,009.60
SAYLER, GARY L.	MILITARY DIVISION	ADJUTANT GENERAL	\$149,468.80

Executive Branch - Annual rate of pay in effect as of the pay period begin date for the 2nd payroll in January of each calendar year

Legislative Branch - Annual rate of pay in effect as of the pay period begin date for the 2nd payroll in December of each calendar year

Judicial Branch - Annual rate of pay in effect as of July 1st of each calendar year

The source of funds for employee salaries can be appropriated general, dedicated or federal funds (or a mix thereof) or non-appropriated funds (such as university local funds)

**State Controller's Office
State of Idaho
Salaries > or = to Governor's Salary (\$124,436.00)
As of: Jan 9, 2017**

EXHIBIT E
PAGE 8

Employee Name	Agency	Title	Annual Salary
PETTY, BARBARA D.	UNIVERSITY OF IDAHO	ASSOCIATE DEAN	\$149,011.20
LAFLIN, MAUREEN E.	UNIVERSITY OF IDAHO	REGULAR FACULTY	\$148,969.60
GUIZANI, MOHSEN M.	UNIVERSITY OF IDAHO	DEPARTMENT HEAD/CHAI	\$148,428.80
WHEELER, MARK E.	BOISE STATE UNIVERSITY	EXECUTIVE DIRECTOR-M	\$148,304.00
CARTER, LINDA E.	HEALTH AND WELFARE, DEPARTMENT OF	PHYSICIAN, PSYCH SPE	\$148,200.00
STEVENSON, JEANNE M.	UNIVERSITY OF IDAHO	VICE PROVOST	\$147,638.40
ROHEIM, CATHY .	UNIVERSITY OF IDAHO	DEPARTMENT HEAD/CHAI	\$147,513.60
SEEGMILLER, JEFFREY G.	UNIVERSITY OF IDAHO	DEPARTMENT HEAD/CHAI	\$147,118.40
HOFFMAN, RANDAL S.	INSURANCE FUND, STATE	EXECUTIVE	\$146,993.60
CASPER, GEORGE E.	IDAHO STATE UNIVERSITY	DIRECTOR	\$146,640.00
STEGNER, JOSEPH .	UNIVERSITY OF IDAHO	SPECIAL ASSISTANT TO	\$146,452.80
HUBBERT, ANN .	BOISE STATE UNIVERSITY	FACULTY	\$145,766.40
DAVIS, HELANE E.	UNIVERSITY OF IDAHO	DEPARTMENT HEAD/CHAI	\$145,683.20
AUSTIN, MARK C.	IDAHO STATE UNIVERSITY	CHAIRMAN-PROFESSOR	\$145,412.80
ATENCIO, HENRY J.	CORRECTION, DEPARTMENT OF	DIRECTOR-CORRECTION	\$145,017.60
DEVADOSS, STEPHEN .	UNIVERSITY OF IDAHO	REGULAR FACULTY	\$144,892.80
SHELDON, FREDERICK T.	UNIVERSITY OF IDAHO	DEPARTMENT HEAD/CHAI	\$144,872.00
COLBERG, PATRICIA J.	UNIVERSITY OF IDAHO	DEPARTMENT HEAD/CHAI	\$144,851.20
FREEMAN, MATTHEW J.	EDUCATION, STATE BOARD OF	EXECUTIVE DIRECTOR	\$144,768.00
TINGEY, JEFFREY K.	IDAHO STATE UNIVERSITY	DIRECTOR	\$144,664.00
GARDNER, JOHN .	BOISE STATE UNIVERSITY	ADJUNCT FACULTY	\$144,414.40

Executive Branch - Annual rate of pay in effect as of the pay period begin date for the 2nd payroll in January of each calendar year

Legislative Branch - Annual rate of pay in effect as of the pay period begin date for the 2nd payroll in December of each calendar year

Judicial Branch - Annual rate of pay in effect as of July 1st of each calendar year

The source of funds for employee salaries can be appropriated general, dedicated or federal funds (or a mix thereof) or non-appropriated funds (such as university local funds)

**State Controller's Office
State of Idaho
Salaries > or = to Governor's Salary (\$124,436.00)
As of: Jan 9, 2017**

EXHIBIT E
PAGE 9

Employee Name	Agency	Title	Annual Salary
GARDNER, JOHN .	BOISE STATE UNIVERSITY	OFFICER-EXEMPT	\$144,414.40
ANDERSON, JEFFREY R.	LIQUOR DIVISION, IDAHO STATE	ACTING DIRECTOR	\$143,790.40
	LOTTERY COMMISSION, IDAHO STATE	EXECUTIVE DIRECTOR,	
GRACE, SELENA M.	IDAHO STATE UNIVERSITY	VICE PROVOST	\$143,790.40
BICKNELL-HOLMES, TRACY .	BOISE STATE UNIVERSITY	DEAN	\$143,748.80
WAITS, LISETTE P.	UNIVERSITY OF IDAHO	DEPARTMENT HEAD/CHAI	\$143,582.40
MILLER, JOHN A.	UNIVERSITY OF IDAHO	REGULAR FACULTY	\$143,478.40
FUES, DEREK J.	INSURANCE FUND, STATE	PROFESSIONAL	\$143,457.60
ECKLES, BLAINE T.	UNIVERSITY OF IDAHO	DEAN OF STUDENTS	\$143,000.00
HENSLEY, DAVID F.	GOVERNOR, OFFICE OF THE	CHIEF OF STAFF - GOV	\$142,729.60
MOORE, VIRGIL K.	FISH AND GAME, DEPARTMENT OF	DIRECTOR	\$142,105.60
MASON, BARBARA .	IDAHO STATE UNIVERSITY	FACULTY	\$142,064.00
BURDICK, ROGER .	JUDICIAL BRANCH	CHIEF JUSTICE	\$142,000.00
FORNEY, LARRY J.	UNIVERSITY OF IDAHO	REGULAR FACULTY	\$141,793.60
MARR, JOHN P.	BOISE STATE UNIVERSITY	FACULTY	\$141,627.20
ZUMHOFF, BENJAMIN R.	INSURANCE FUND, STATE	PROFESSIONAL	\$141,377.60
BEYERLEIN, STEVEN .	UNIVERSITY OF IDAHO	DEPARTMENT HEAD/CHAI	\$141,107.20
ASTON, DAVID E.	UNIVERSITY OF IDAHO	DEPARTMENT HEAD/CHAI	\$141,044.80
PITMAN, JEFFREY S.	BOISE STATE UNIVERSITY	ATHLETIC-EXEMPT	\$141,044.80
LATIMER, KEITH M.	INSURANCE FUND, STATE	PROFESSIONAL	\$140,940.80
IMEL, GEORGE R.	IDAHO STATE UNIVERSITY	FACULTY	\$140,712.00

Executive Branch - Annual rate of pay in effect as of the pay period begin date for the 2nd payroll in January of each calendar year

Legislative Branch - Annual rate of pay in effect as of the pay period begin date for the 2nd payroll in December of each calendar year

Judicial Branch - Annual rate of pay in effect as of July 1st of each calendar year

The source of funds for employee salaries can be appropriated general, dedicated or federal funds (or a mix thereof) or non-appropriated funds (such as university local funds)

**State Controller's Office
State of Idaho
Salaries > or = to Governor's Salary (\$124,436.00)
As of: Jan 9, 2017**

EXHIBIT E
PAGE 10

Employee Name	Agency	Title	Annual Salary
WUTHRICH, CHRISTIAN K.	BOISE STATE UNIVERSITY	OFFICER-EXEMPT	\$140,462.40
SCHOLES, JONATHAN S.	IDAHO STATE UNIVERSITY	ASSOCIATE VICE PRESI	\$140,420.80
FOSTER, JAMES .	UNIVERSITY OF IDAHO	REGULAR FACULTY	\$140,379.20
HARBISON, SUZY .	BOISE STATE UNIVERSITY	ASSOCIATE DIRECTOR	\$140,046.40
CHEN, JASON C.	IDAHO STATE UNIVERSITY	ASSISTANT PROFESSOR	\$140,025.60
APPLEBY, KAREN M.	IDAHO STATE UNIVERSITY	DEAN	\$140,004.80
HICKENLOOPER, BRIAN S.	IDAHO STATE UNIVERSITY	CHIEF FINANCIAL OFFI	\$140,004.80
RODRIGUEZ, RAMON P.	IDAHO STATE UNIVERSITY	ASSOCIATE PROFESSOR	\$140,004.80
BRODY, ROBYN M.	JUDICIAL BRANCH	JUSTICE	\$140,000.00
EISMANN, DANIEL T.	JUDICIAL BRANCH	JUSTICE	\$140,000.00
HORTON, JOEL D.	JUDICIAL BRANCH	JUSTICE	\$140,000.00
JONES, WARREN E.	JUDICIAL BRANCH	JUSTICE	\$140,000.00
WICHMAN, HOLLY A.	UNIVERSITY OF IDAHO	REGULAR FACULTY	\$139,526.40
GOBLE, DALE .	UNIVERSITY OF IDAHO	REGULAR FACULTY	\$139,401.60
ANDERSON, JAMES J.	BOISE STATE UNIVERSITY	OFFICER-EXEMPT	\$138,756.80
PIETRZAK, DALE R.	UNIVERSITY OF IDAHO	DEPARTMENT HEAD/CHAI	\$138,486.40
HARDY, RONALD W.	UNIVERSITY OF IDAHO	DEPARTMENT HEAD/CHAI	\$138,424.00
NIES, MARY A.	IDAHO STATE UNIVERSITY	FACULTY	\$138,236.80
CULBERTSON, VAUGHN L.	IDAHO STATE UNIVERSITY	FACULTY	\$138,028.80
MAKUS, LARRY .	UNIVERSITY OF IDAHO	ASSOCIATE DEAN	\$137,987.20
BEARD, DAVID B.	UNIVERSITY OF IDAHO	REGULAR FACULTY	\$137,820.80

Executive Branch - Annual rate of pay in effect as of the pay period begin date for the 2nd payroll in January of each calendar year

Legislative Branch - Annual rate of pay in effect as of the pay period begin date for the 2nd payroll in December of each calendar year

Judicial Branch - Annual rate of pay in effect as of July 1st of each calendar year

The source of funds for employee salaries can be appropriated general, dedicated or federal funds (or a mix thereof) or non-appropriated funds (such as university local funds)

**State Controller's Office
State of Idaho
Salaries > or = to Governor's Salary (\$124,436.00)
As of: Jan 9, 2017**

EXHIBIT E
PAGE 11

Employee Name	Agency	Title	Annual Salary
RODGERS, DAVID W.	IDAHO STATE UNIVERSITY	ASSOCIATE DEAN	\$137,800.00
HYATT, TROY A.	BOISE STATE UNIVERSITY	DEPARTMENT CHAIR/HEA	\$137,633.60
	BOISE STATE UNIVERSITY	FACULTY	
OWENS, CHRISTOPHER T.	IDAHO STATE UNIVERSITY	CHAIRMAN-ASSOC PROFE	\$137,592.00
MCDERMOTT, RANDI .	BOISE STATE UNIVERSITY	PROFESSIONAL-ADMINIS	\$137,259.20
ANDERSON, MARK D.	UNIVERSITY OF IDAHO	REGULAR FACULTY	\$137,176.00
DODSON, ROBIN A.	IDAHO STATE UNIVERSITY	ASSOCIATE DEAN	\$137,176.00
WADSWORTH, THOMAS G.	IDAHO STATE UNIVERSITY	ASSISTANT DEAN	\$136,926.40
SHINN, JEREMIAH B.	BOISE STATE UNIVERSITY	OFFICER-EXEMPT	\$136,406.40
	BOISE STATE UNIVERSITY	FACULTY	
SCHULTZ JR, THOMAS M.	LANDS, DEPARTMENT OF	DIRECTOR	\$136,260.80
RONK, MEGAN A.	COMMERCE, DEPARTMENT OF	DIRECTOR	\$135,844.80
CRAWFORD, BRIAN .	IDAHO STATE UNIVERSITY	DIRECTOR	\$135,491.20
GOULD, CECELIA R.	AGRICULTURE, DEPARTMENT OF	DIRECTOR- DEPT OF AG	\$135,387.20
BOLT, BRIAN E.	BOISE STATE UNIVERSITY	DIRECTOR	\$135,366.40
HAHN, GREGORY W.	BOISE STATE UNIVERSITY	OFFICER-EXEMPT	\$135,366.40
WRIGHT, BRANT L.	IDAHO STATE UNIVERSITY	CONTROLLER, ISU	\$135,241.60
THIROS, PAULINE .	IDAHO STATE UNIVERSITY	ASSOCIATE VICE PRESI	\$135,200.00
MARKS JR, LEE C.	BOISE STATE UNIVERSITY	ATHLETIC-EXEMPT	\$135,012.80
MILSTEAD, ERIC B.	LEGISLATIVE SERVICES OFFICE	DIRECTOR	\$135,012.80
OLMSTEAD, JOHN B.	UNIVERSITY OF IDAHO	DIRECTOR, GOVERNMENT	\$135,012.80

Executive Branch - Annual rate of pay in effect as of the pay period begin date for the 2nd payroll in January of each calendar year

Legislative Branch - Annual rate of pay in effect as of the pay period begin date for the 2nd payroll in December of each calendar year

Judicial Branch - Annual rate of pay in effect as of July 1st of each calendar year

The source of funds for employee salaries can be appropriated general, dedicated or federal funds (or a mix thereof) or non-appropriated funds (such as university local funds)

**State Controller's Office
State of Idaho
Salaries > or = to Governor's Salary (\$124,436.00)
As of: Jan 9, 2017**

EXHIBIT E
PAGE 12

Employee Name	Agency	Title	Annual Salary
STREET, JEFF .	IDAHO STATE UNIVERSITY	ASSOCIATE PROFESSOR	\$134,700.80
KRAUT, MARLA A.	UNIVERSITY OF IDAHO	DEPARTMENT HEAD/CHAI	\$134,326.40
REVIER, JANI L.	FINANCIAL MANAGEMENT, DIVISION OF	ADMINISTRATOR-DFM	\$134,305.60
MCGRATH, CHRISTOPHER A.	IDAHO STATE UNIVERSITY	ENGINEER	\$133,993.60
LINDQUIST, ERIC .	BOISE STATE UNIVERSITY	FACULTY/DIRECTOR	\$133,577.60
GOODALE, JOHN A.	MILITARY DIVISION	ASST ADJ GENERAL,ARM	\$133,473.60
KLINE, KENNETH .	BOISE STATE UNIVERSITY	EXECUTIVE DIRECTOR-M	\$133,265.60
AUTENRIED, PETER .	UNIVERSITY OF IDAHO	CAMPUS VETERINARIAN	\$132,600.00
BRESKE, MICHAEL J.	UNIVERSITY OF IDAHO	ASST. COACH, FOOTBAL	\$132,600.00
MELANSON, JOHN M.	JUDICIAL BRANCH	COURT OF APPEALS JUD	\$132,000.00
FUREY III, SHERMAN F.	ATTORNEY GENERAL, OFFICE OF THE	CHIEF DEPUTY ATTNG G	\$131,726.40
RINDLISBACHER, BLAKE A.	TRANSPORTATION, DEPARTMENT OF	TRANS ENGINEERING DI	\$131,144.00
BURLEIGH, RICHARD B.	INSURANCE FUND, STATE	EXECUTIVE	\$131,040.00
COSENS, BARBARA A.	UNIVERSITY OF IDAHO	ASSOCIATE DEAN	\$130,894.40
LLEWELLYN, DONNA .	BOISE STATE UNIVERSITY	EXECUTIVE DIRECTOR	\$130,811.20
THOMPSON, JOHN P.	INSURANCE FUND, STATE	PROFESSIONAL	\$130,707.20
SNOW-GERONO, JENNIFER L.	BOISE STATE UNIVERSITY	ASSOCIATE DEAN	\$130,644.80
	BOISE STATE UNIVERSITY	VISITING FACULTY	
BEVAN, G R.	JUDICIAL BRANCH	ADMINISTRATIVE JUDGE	\$130,500.00
BROWN, MITCHELL W.	JUDICIAL BRANCH	ADMINISTRATIVE JUDGE	\$130,500.00
BRUDIE, JEFF M.	JUDICIAL BRANCH	ADMINISTRATIVE JUDGE	\$130,500.00

Executive Branch - Annual rate of pay in effect as of the pay period begin date for the 2nd payroll in January of each calendar year

Legislative Branch - Annual rate of pay in effect as of the pay period begin date for the 2nd payroll in December of each calendar year

Judicial Branch - Annual rate of pay in effect as of July 1st of each calendar year

The source of funds for employee salaries can be appropriated general, dedicated or federal funds (or a mix thereof) or non-appropriated funds (such as university local funds)

**State Controller's Office
State of Idaho
Salaries > or = to Governor's Salary (\$124,436.00)
As of: Jan 9, 2017**

EXHIBIT E
PAGE 13

Employee Name	Agency	Title	Annual Salary
FORD, BRADLY S.	JUDICIAL BRANCH	ADMINISTRATIVE JUDGE	\$130,500.00
HANSEN, TIMOTHY L.	JUDICIAL BRANCH	ADMINISTRATIVE JUDGE	\$130,500.00
HAYNES, LANSING L.	JUDICIAL BRANCH	ADMINISTRATIVE JUDGE	\$130,500.00
SIMPSON, DARREN B.	JUDICIAL BRANCH	ADMINISTRATIVE JUDGE	\$130,500.00
THIEDE, KEITH W.	BOISE STATE UNIVERSITY	ASSOCIATE DEAN	\$130,436.80
ANDERSEN, TIMOTHY .	BOISE STATE UNIVERSITY	FACULTY	\$130,332.80
	BOISE STATE UNIVERSITY	DEPARTMENT CHAIR/HEA	
ENGSTROM, JAY E.	LABOR, DEPARTMENT OF	CHIEF OPERATING OFFI	\$130,312.00
MILLER, VINCENT P.	IDAHO STATE UNIVERSITY	DIRECTOR	\$130,228.80
WEIS, ROBERT .	UNIVERSITY OF IDAHO	DIRECTOR, COMMUNICAT	\$130,083.20
GRATTON, DAVID W.	JUDICIAL BRANCH	COURT OF APPEALS JUD	\$130,000.00
GUTIERREZ, SERGIO A.	JUDICIAL BRANCH	COURT OF APPEALS JUD	\$130,000.00
HUSKEY, MOLLY J.	JUDICIAL BRANCH	COURT OF APPEALS JUD	\$130,000.00
MATTHEWS, WESLEY T.	UNIVERSITY OF IDAHO	EXEC DIR, HUMAN RESO	\$130,000.00
CHRISTENSEN, S K.	ATTORNEY GENERAL, OFFICE OF THE	DEPUTY ATTORNEY GENE	\$129,584.00
DELANGE, BRETT T.	ATTORNEY GENERAL, OFFICE OF THE	DEPUTY ATTORNEY GENE	\$129,584.00
KANE, BRIAN P.	ATTORNEY GENERAL, OFFICE OF THE	ASST CHIEF DPTY/CHIE	\$129,584.00
MCKAY, NICOLE S.	ATTORNEY GENERAL, OFFICE OF THE	DEPUTY ATTORNEY GENE	\$129,584.00
OLSEN, STEVEN L.	ATTORNEY GENERAL, OFFICE OF THE	DEPUTY ATTORNEY GENE	\$129,584.00
PANTHER, PAUL R.	ATTORNEY GENERAL, OFFICE OF THE	DEPUTY ATTORNEY GENE	\$129,584.00
STRONG, CLIVE J.	ATTORNEY GENERAL, OFFICE OF THE	DEPUTY ATTORNEY GENE	\$129,584.00

Executive Branch - Annual rate of pay in effect as of the pay period begin date for the 2nd payroll in January of each calendar year

Legislative Branch - Annual rate of pay in effect as of the pay period begin date for the 2nd payroll in December of each calendar year

Judicial Branch - Annual rate of pay in effect as of July 1st of each calendar year

The source of funds for employee salaries can be appropriated general, dedicated or federal funds (or a mix thereof) or non-appropriated funds (such as university local funds)

**State Controller's Office
State of Idaho
Salaries > or = to Governor's Salary (\$124,436.00)
As of: Jan 9, 2017**

EXHIBIT E
PAGE 14

Employee Name	Agency	Title	Annual Salary
RICHY, WILLIAM B.	MILITARY DIVISION	BHS, BUREAU CHIEF	\$129,542.40
DUKE, RUSSELL A.	HEALTH DISTRICT 4 (CENTRAL)	DIRECTOR DIST HEALTH	\$129,334.40
BARRON, RUSSELL S.	HEALTH AND WELFARE, DEPARTMENT OF	DEPUTY DIRECTOR	\$129,272.00
HETTINGER, ELIZABETH .	HEALTH AND WELFARE, DEPARTMENT OF	DEPUTY DIRECTOR	\$129,272.00
TAYLOR, DAVID N.	HEALTH AND WELFARE, DEPARTMENT OF	DEPUTY DIRECTOR	\$129,272.00
MARX, CHRISTOPHER J.	UNIVERSITY OF IDAHO	REGULAR FACULTY	\$129,209.60
FARNSWORTH, CHRISTOPHER S.	INSURANCE FUND, STATE	EXECUTIVE	\$129,168.00
DUNZIK-GOUGAR, MARY LOU .	IDAHO STATE UNIVERSITY	CHAIRMAN-ASSOC PROFE	\$129,126.40
STEPHENSON, DALE J.	BOISE STATE UNIVERSITY	ADJUNCT FACULTY	\$128,939.20
	BOISE STATE UNIVERSITY	DEPARTMENT CHAIR/HEA	
KOEHLER, PETER C.	EDUCATION, STATE DEPARTMENT OF	CHF DEP ST SUPT PUB	\$128,752.00
TOKLE, JOANNE G.	IDAHO STATE UNIVERSITY	ASSOCIATE VICE PRESI	\$128,544.00
BAIL, DEBORAH A.	JUDICIAL BRANCH	DISTRICT JUDGE	\$128,500.00
BRODY, JONATHAN P.	JUDICIAL BRANCH	DISTRICT JUDGE	\$128,500.00
BUCHANAN, BARBARA A.	JUDICIAL BRANCH	DISTRICT JUDGE	\$128,500.00
BUTLER, JOHN K.	JUDICIAL BRANCH	DISTRICT JUDGE	\$128,500.00
CHRISTENSEN, RICHARD S.	JUDICIAL BRANCH	DISTRICT JUDGE	\$128,500.00
CRABTREE, MICHAEL R.	JUDICIAL BRANCH	DISTRICT JUDGE	\$128,500.00
DUNN, STEPHEN S.	JUDICIAL BRANCH	DISTRICT JUDGE	\$128,500.00
ELGEE, ROBERT J.	JUDICIAL BRANCH	DISTRICT JUDGE	\$128,500.00
FITZMAURICE, GREGORY .	JUDICIAL BRANCH	DISTRICT JUDGE	\$128,500.00

Executive Branch - Annual rate of pay in effect as of the pay period begin date for the 2nd payroll in January of each calendar year

Legislative Branch - Annual rate of pay in effect as of the pay period begin date for the 2nd payroll in December of each calendar year

Judicial Branch - Annual rate of pay in effect as of July 1st of each calendar year

The source of funds for employee salaries can be appropriated general, dedicated or federal funds (or a mix thereof) or non-appropriated funds (such as university local funds)

**State Controller's Office
State of Idaho
Salaries > or = to Governor's Salary (\$124,436.00)
As of: Jan 9, 2017**

EXHIBIT E
PAGE 15

Employee Name	Agency	Title	Annual Salary
GASKILL, JAY P.	JUDICIAL BRANCH	DISTRICT JUDGE	\$128,500.00
GREENWOOD, RICHARD D.	JUDICIAL BRANCH	DISTRICT JUDGE	\$128,500.00
HIPPLER, S J.	JUDICIAL BRANCH	DISTRICT JUDGE	\$128,500.00
HOAGLAND, S A.	JUDICIAL BRANCH	DISTRICT JUDGE	\$128,500.00
KERRICK, JUNEAL C.	JUDICIAL BRANCH	DISTRICT JUDGE	\$128,500.00
MEDEMA, JONATHAN M.	JUDICIAL BRANCH	DISTRICT JUDGE	\$128,500.00
MEYER, CYNTHIA K.	JUDICIAL BRANCH	DISTRICT JUDGE	\$128,500.00
MITCHELL, J T.	JUDICIAL BRANCH	DISTRICT JUDGE	\$128,500.00
MOELLER, GREGORY W.	JUDICIAL BRANCH	DISTRICT JUDGE	\$128,500.00
MOODY, MELISSA N.	JUDICIAL BRANCH	DISTRICT JUDGE	\$128,500.00
NAFTZ, ROBERT C.	JUDICIAL BRANCH	DISTRICT JUDGE	\$128,500.00
NORTON, LYNN G.	JUDICIAL BRANCH	DISTRICT JUDGE	\$128,500.00
NYE, CHRISTOPHER S.	JUDICIAL BRANCH	DISTRICT JUDGE	\$128,500.00
NYE, DAVID C.	JUDICIAL BRANCH	DISTRICT JUDGE	\$128,500.00
OWEN, PATRICK H.	JUDICIAL BRANCH	DISTRICT JUDGE	\$128,500.00
PICKETT, BRUCE L.	JUDICIAL BRANCH	DISTRICT JUDGE	\$128,500.00
REARDON, M J.	JUDICIAL BRANCH	DISTRICT JUDGE	\$128,500.00
RYAN, THOMAS J.	JUDICIAL BRANCH	DISTRICT JUDGE	\$128,500.00
SCOTT, JASON D.	JUDICIAL BRANCH	DISTRICT JUDGE	\$128,500.00
SOUTHWORTH, GEORGE A.	JUDICIAL BRANCH	DISTRICT JUDGE	\$128,500.00
STEGNER, JOHN R.	JUDICIAL BRANCH	DISTRICT JUDGE	\$128,500.00

Executive Branch - Annual rate of pay in effect as of the pay period begin date for the 2nd payroll in January of each calendar year

Legislative Branch - Annual rate of pay in effect as of the pay period begin date for the 2nd payroll in December of each calendar year

Judicial Branch - Annual rate of pay in effect as of July 1st of each calendar year

The source of funds for employee salaries can be appropriated general, dedicated or federal funds (or a mix thereof) or non-appropriated funds (such as university local funds)

**State Controller's Office
State of Idaho
Salaries > or = to Governor's Salary (\$124,436.00)
As of: Jan 9, 2017**

EXHIBIT E
PAGE 16

Employee Name	Agency	Title	Annual Salary
STEPHENS, ALAN C.	JUDICIAL BRANCH	DISTRICT JUDGE	\$128,500.00
STOKER, RANDY J.	JUDICIAL BRANCH	DISTRICT JUDGE	\$128,500.00
THOMAS, SARA B.	JUDICIAL BRANCH	ADMINISTRATIVE DIREC	\$128,500.00
TINGEY, JOEL E.	JUDICIAL BRANCH	DISTRICT JUDGE	\$128,500.00
VANDERVELDE, DAVIS F.	JUDICIAL BRANCH	DISTRICT JUDGE	\$128,500.00
WATKINS JR, DANE H.	JUDICIAL BRANCH	DISTRICT JUDGE	\$128,500.00
WAYMAN, SCOTT .	JUDICIAL BRANCH	DISTRICT JUDGE	\$128,500.00
WIEBE, S E.	JUDICIAL BRANCH	DISTRICT JUDGE	\$128,500.00
WILDMAN, ERIC J.	JUDICIAL BRANCH	DISTRICT JUDGE	\$128,500.00
HENRY, KAREN R.	BOISE STATE UNIVERSITY	EXECUTIVE DIRECTOR	\$128,190.40
MADARAS-KELLY, KARL .	IDAHO STATE UNIVERSITY	FACULTY	\$127,732.80
CHRISTENSEN, RICHARD .	UNIVERSITY OF IDAHO	DEPARTMENT HEAD/CHAI	\$127,524.80
MAHLER, ROBERT L.	UNIVERSITY OF IDAHO	REGULAR FACULTY	\$127,462.40
ADAMS, ALEX J.	PHARMACY, BOARD OF	EXECUTIVE DIRECTOR	\$127,192.00
REVIS, AMY E.	TRANSPORTATION, DEPARTMENT OF	TRANS ENGINEERING DI	\$126,921.60
STINSON, LORI M.	LEWIS-CLARK STATE COLLEGE	PROVOST & VICE PRESI	\$126,623.00
BAXTER, RYAN .	BOISE STATE UNIVERSITY	PROFESSOR	\$126,588.80
	BOISE STATE UNIVERSITY	FACULTY	
DERDEN, CATHERINE L.	JUDICIAL BRANCH	CHIEF LEGAL RESEARCH	\$126,573.00
HENDERSON, MICHAEL A.	JUDICIAL BRANCH	LEGAL COUNSEL	\$126,573.00
IWERSEN, KEVIN W.	JUDICIAL BRANCH	CHIEF INFORMATION OF	\$126,571.00

Executive Branch - Annual rate of pay in effect as of the pay period begin date for the 2nd payroll in January of each calendar year

Legislative Branch - Annual rate of pay in effect as of the pay period begin date for the 2nd payroll in December of each calendar year

Judicial Branch - Annual rate of pay in effect as of July 1st of each calendar year

The source of funds for employee salaries can be appropriated general, dedicated or federal funds (or a mix thereof) or non-appropriated funds (such as university local funds)

**State Controller's Office
State of Idaho
Salaries > or = to Governor's Salary (\$124,436.00)
As of: Jan 9, 2017**

EXHIBIT E
PAGE 17

Employee Name	Agency	Title	Annual Salary
MCARTHUR, CHARLENE R.	TRANSPORTATION, DEPARTMENT OF	CHIEF ADMIN OFFICER/	\$126,568.00
POWELL, RALPH W.	POLICE, IDAHO STATE	DIRECTOR-ISP	\$126,089.60
DILLION, LEE B.	UNIVERSITY OF IDAHO	ASSOCIATE DEAN	\$125,944.00
ABDEL-RAHIM, AHMED .	UNIVERSITY OF IDAHO	DEPARTMENT HEAD/CHAI	\$125,923.20
DURHAM, LESLIE A.	BOISE STATE UNIVERSITY	ASSOCIATE DEAN	\$125,912.80
	BOISE STATE UNIVERSITY	ADJUNCT FACULTY	
OLIPHANT, CATHERINE M.	IDAHO STATE UNIVERSITY	ASST CHAIR/ASSOC PRO	\$125,840.00
JOHNSON, BRIAN K.	UNIVERSITY OF IDAHO	REGULAR FACULTY	\$125,777.60
NORTHROP III, CLYDE J.	BOISE STATE UNIVERSITY	ASSOCIATE DEAN	\$125,569.60
BARNARD-LAPOINTE, KATHRYN R.	UNIVERSITY OF IDAHO	DIRECTOR, ALUMNI REL	\$125,008.00
BECKNER, PHILIP S.	BOISE STATE UNIVERSITY	ATHLETIC-EXEMPT	\$125,008.00
BURNS, MICHAEL E.	BOISE STATE UNIVERSITY	ATHLETIC-EXEMPT	\$125,008.00
EDMUNDS, KENNETH D.	LABOR, DEPARTMENT OF	DIRECTOR, LABOR	\$125,008.00
EROSCHENKO, KATHY S.	IDAHO STATE UNIVERSITY	CLINICAL ASSOC PROFE	\$125,008.00
POWERS, JOELLE D.	BOISE STATE UNIVERSITY	ASSOCIATE DEAN	\$125,008.00
RILLIE, JOHN .	BOISE STATE UNIVERSITY	ATHLETIC-EXEMPT	\$125,008.00
ZMUDA, JEFFEREY D.	CORRECTION, DEPARTMENT OF	DEPUTY DIRECTOR	\$125,008.00
KILBURN, TODD J.	LEWIS-CLARK STATE COLLEGE	VICE PRES FINANCE &	\$125,000.00
BAHNSON, PAUL .	BOISE STATE UNIVERSITY	PROFESSOR	\$124,820.80
	BOISE STATE UNIVERSITY	FACULTY	
GREGSON, JAMES A.	UNIVERSITY OF IDAHO	ASSOCIATE DEAN	\$124,633.60

Executive Branch - Annual rate of pay in effect as of the pay period begin date for the 2nd payroll in January of each calendar year

Legislative Branch - Annual rate of pay in effect as of the pay period begin date for the 2nd payroll in December of each calendar year

Judicial Branch - Annual rate of pay in effect as of July 1st of each calendar year

The source of funds for employee salaries can be appropriated general, dedicated or federal funds (or a mix thereof) or non-appropriated funds (such as university local funds)

**State Controller's Office
State of Idaho
Salaries > or = to Governor's Salary (\$124,436.00)
As of: Jan 9, 2017**

EXHIBIT E
PAGE 18

Employee Name	Agency	Title	Annual Salary
ESTEY, ALICIA S.	BOISE STATE UNIVERSITY	EXECUTIVE DIRECTOR	\$124,550.40
CONNORS, JAMES J.	UNIVERSITY OF IDAHO	DEPARTMENT HEAD/CHAI	\$124,446.40
OTTER, C L.	GOVERNOR, OFFICE OF THE	GOVERNOR	\$124,436.00
		Number of employees: 339	

Executive Branch - Annual rate of pay in effect as of the pay period begin date for the 2nd payroll in January of each calendar year

Legislative Branch - Annual rate of pay in effect as of the pay period begin date for the 2nd payroll in December of each calendar year

Judicial Branch - Annual rate of pay in effect as of July 1st of each calendar year

The source of funds for employee salaries can be appropriated general, dedicated or federal funds (or a mix thereof) or non-appropriated funds (such as university local funds)

**State Controller's Office
State of Idaho
Salaries > or = to Governor's Salary**

EXHIBIT E
PAGE 19

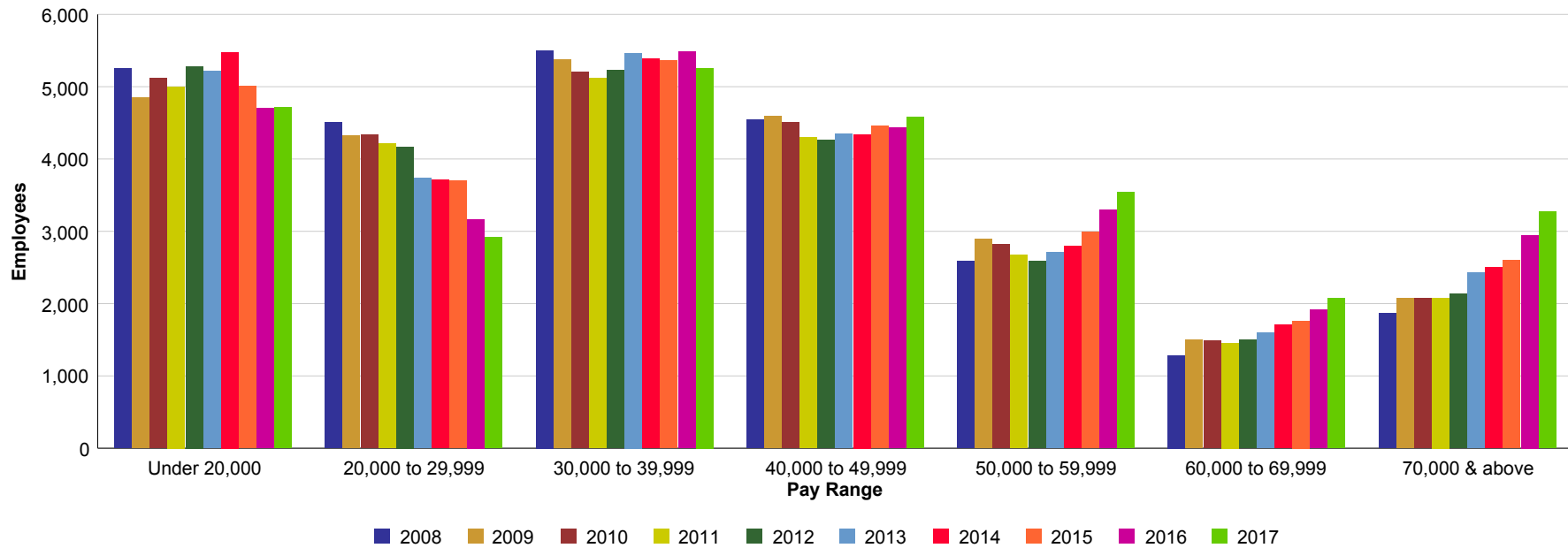
YEAR	GOV'S ANNUAL SALARY	HIGHEST PAID EMPLOYEE	# OF EMPLOYEES PAID MORE THAN THE GOVERNOR
2008	\$108,727.00	\$725,108.81	283
2009	\$108,727.00	\$806,998.38	306
2010	\$115,348.00	\$987,750.38	212
2011	\$110,734.00	\$915,636.80	300
2012	\$115,348.00	\$1,170,499.20	261
2013	\$117,000.00	\$1,086,009.60	247
2014	\$119,000.00	\$1,000,001.60	232
2015	\$120,785.00	\$751,545.60	302
2016	\$122,597.00	\$800,009.60	332
2017	\$124,436.00	\$1,100,008.00	338

In the Legislative Handbook for years prior to 2016, the historical table in Exhibit E showed data based on the first working day in January. In 2016, the table in Exhibit E was changed to reflect data on the date each Legislative Handbook was generated.

**State Controller's Office
State of Idaho
10 Year Employee Pay Range
Historical Report - Information as of Beginning of Calendar Year**

EXHIBIT F
PAGE 1

Employee Count by Pay Range

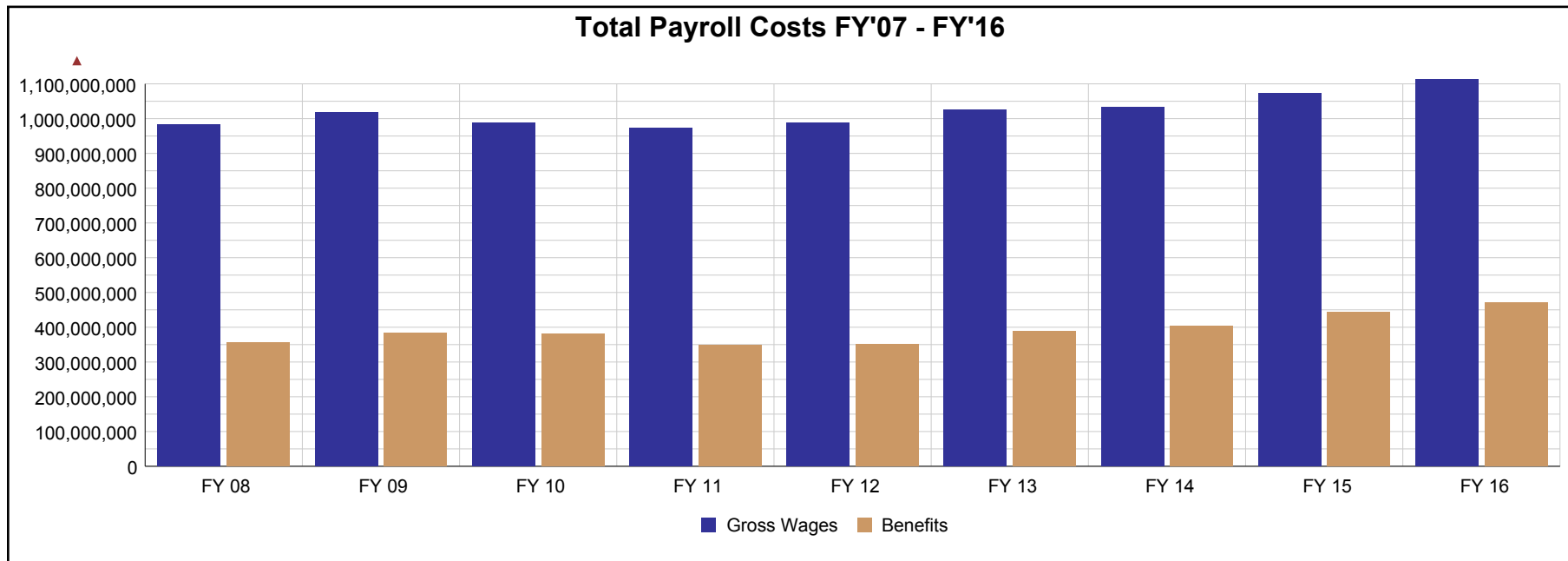


	2008	2009	2010	2011	2012	2013	2014	2015	2016	2017
Under 20,000	5,253	4,845	5,116	5,000	5,282	5,215	5,478	5,004	4,703	4,717
20,000 to 29,999	4,509	4,319	4,337	4,215	4,170	3,733	3,708	3,701	3,167	2,920
30,000 to 39,999	5,503	5,370	5,205	5,120	5,230	5,466	5,386	5,361	5,480	5,257
40,000 to 49,999	4,540	4,593	4,508	4,302	4,262	4,346	4,340	4,453	4,429	4,581
50,000 to 59,999	2,585	2,897	2,816	2,675	2,589	2,712	2,795	2,993	3,294	3,538
60,000 to 69,999	1,285	1,500	1,489	1,456	1,494	1,597	1,703	1,761	1,912	2,070
70,000 & above	1,867	2,075	2,071	2,079	2,130	2,432	2,498	2,597	2,948	3,268

**State Controller's Office
State of Idaho
Summary of Statewide Payroll Costs FY'07 - FY'16**

EXHIBIT G
PAGE 1

Fiscal Year	GROSS Wages	FICA Taxes	Retirement	Workers Comp	Unemployment Insurance	DHR Fees	Health/Dental Insurance	Life Insurance	Total
FY 2008	983,470,831	71,636,180	108,583,653	10,479,175	1,980,530	3,132,371	149,792,816	10,279,015	1,339,354,569
FY 2009	1,017,149,613	73,948,435	112,297,277	10,456,322	2,018,362	2,046,372	172,539,703	10,609,335	1,401,065,418
FY 2010	988,207,965	71,685,971	110,409,435	9,800,482	2,609,827	1,720,938	176,538,013	8,782,389	1,369,755,020
FY 2011	973,137,408	70,826,247	108,832,159	9,968,164	4,963,887	1,680,862	143,137,801	8,097,670	1,320,644,197
FY 2012	987,711,624	71,831,725	110,331,710	10,088,870	5,030,308	1,696,720	143,619,464	8,124,846	1,338,435,268
FY 2013	1,024,943,929	74,252,475	112,665,345	10,858,476	4,586,301	1,746,155	175,904,672	8,280,352	1,413,237,705
FY 2014	1,033,123,164	74,939,874	117,482,950	11,932,292	3,074,935	1,742,729	189,121,111	6,282,986	1,437,700,042
FY 2015	1,073,909,092	77,715,309	125,640,074	11,501,569	1,619,511	1,803,612	218,512,656	6,464,993	1,517,166,816
FY 2016	1,112,873,101	80,556,826	130,579,363	12,962,434	1,564,250	1,861,334	235,726,947	6,736,958	1,582,861,214



NOTE: Information on this report includes universities and is updated only at Fiscal Year End.